

**General Information**

**Service Consumption**

28,260 Annual Unlinked Trips (UPT)

**Service Supplied**

434,583 Annual Vehicle Revenue Miles (VRM)  
 25,011 Annual Vehicle Revenue Hours (VRH)

**Summary of Operating Expenses (OE)**

\$1,001,033 Total Operating Expenses

**Database Information**

NTDID: 4R04-41094  
 Reporter Type: Rural General Public Transit  
 Asset Type: Tier II  
 Sponsor NTDID: 4R04

**Assets**

Revenue Vehicles 37  
 Service Vehicles 1  
 Facilities 2

**Financial Information**

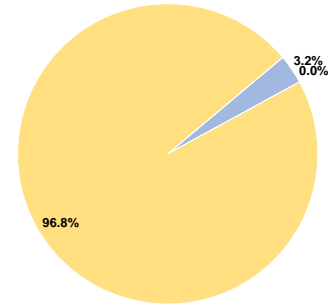
**Sources of Operating Funds Expended**

Fare Revenues	\$31,623	3.2%
Local Funds	\$10	0.0%
State Funds	\$0	0.0%
Federal Assistance	\$969,400	96.8%
Other Funds	\$0	0.0%
<b>Total Operating Funds Expended</b>	<b>\$1,001,033</b>	<b>100.0%</b>

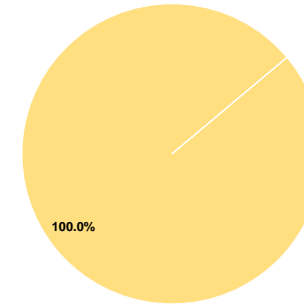
**Sources of Capital Funds Expended**

Fare Revenues	\$0	0.0%
Local Funds	\$0	0.0%
State Funds	\$0	0.0%
Federal Assistance	\$204,376	100.0%
Other Funds	\$0	0.0%
<b>Total Capital Funds Expended</b>	<b>\$204,376</b>	<b>100.0%</b>

**Operating Funding Sources**



**Capital Funding Sources**



**Performance Measure Targets - 2022**

Performance Measure - Asset Type - Target % not in State of Good Repair  
 Equipment - Automobiles - 44%  
 Equipment - Trucks and other Rubber Tire Vehicles - 44%  
 Facility - Administrative / Maintenance Facilities - 0%  
 Facility - Passenger / Parking Facilities - 0%  
 Rolling Stock - AO - Automobile - 9%  
 Rolling Stock - BU - Bus - 34%  
 Rolling Stock - CU - Cutaway - 9%  
 Rolling Stock - MV - Minivan - 9%  
 Rolling Stock - SV - Sports Utility Vehicle - 9%  
 Rolling Stock - VN - Van - 9%

**Modal Characteristics**

**Operation Characteristics**

**Vehicles Operated at Maximum Service**

Mode	Directly Operated	Purchased Transportation	Operating Expenses	Fare Revenues	Uses of Capital Funds	Annual Unlinked Trips	Annual Vehicle Revenue Miles	Annual Vehicle Revenue Hours
Demand Response	21	-	\$1,001,033	\$31,623	\$204,376	28,260	434,583	25,011
<b>Total</b>	<b>21</b>	<b>-</b>	<b>\$1,001,033</b>	<b>\$31,623</b>	<b>\$204,376</b>	<b>28,260</b>	<b>434,583</b>	<b>25,011</b>

**Performance Measures**

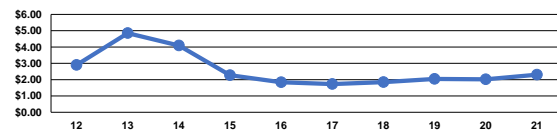
**Service Efficiency**

Mode	Operating Expenses per Vehicle Revenue Mile	Operating Expenses per Vehicle Revenue Hour
Demand Response	\$2.30	\$40.02
<b>Total</b>	<b>\$2.30</b>	<b>\$40.02</b>

**Service Effectiveness**

Mode	Operating Expenses per Unlinked Passenger Trip	Unlinked Trips per Vehicle Revenue Mile	Unlinked Trips per Vehicle Revenue Hour
Demand Response	\$35.42	0.1	1.1
<b>Total</b>	<b>\$35.42</b>	<b>0.1</b>	<b>1.1</b>

Operating Expense per Vehicle Revenue Mile: Agency Total



Unlinked Passenger Trips per Vehicle Revenue Mile: Agency Total

