

**General Information**

**Service Consumption**

44,521 Annual Unlinked Trips (UPT)

**Service Supplied**

1,166,310 Annual Vehicle Revenue Miles (VRM)  
 65,975 Annual Vehicle Revenue Hours (VRH)

**Summary of Operating Expenses (OE)**

\$21,971,803 Total Operating Expenses

**Database Information**

NTDID: 4R04-41178  
 Reporter Type: Rural General Public Transit  
 Asset Type: Tier II  
 Sponsor NTDID: 4R04

**Assets**

Revenue Vehicles 120  
 Service Vehicles -  
 Facilities 3

**Financial Information**

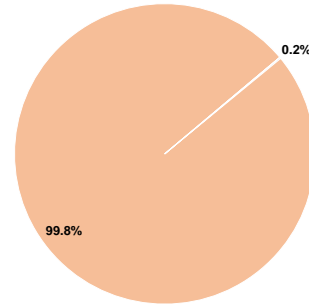
**Sources of Operating Funds Expended**

Fare Revenues	\$32,977	0.2%
Local Funds	\$21,938,826	99.8%
State Funds	\$0	0.0%
Federal Assistance	\$0	0.0%
Other Funds	\$0	0.0%
<b>Total Operating Funds Expended</b>	<b>\$21,971,803</b>	<b>100.0%</b>

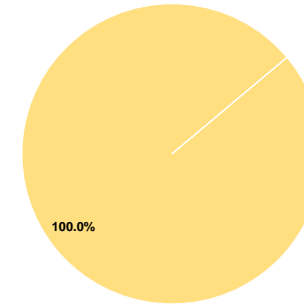
**Sources of Capital Funds Expended**

Fare Revenues	\$0	0.0%
Local Funds	\$0	0.0%
State Funds	\$0	0.0%
Federal Assistance	\$211,680	100.0%
Other Funds	\$0	0.0%
<b>Total Capital Funds Expended</b>	<b>\$211,680</b>	<b>100.0%</b>

**Operating Funding Sources**



**Capital Funding Sources**



**Performance Measure Targets - 2022**

Performance Measure - Asset Type - Target % not in State of Good Repair  
 Equipment - Automobiles - 44%  
 Equipment - Trucks and other Rubber Tire Vehicles - 44%  
 Facility - Administrative / Maintenance Facilities - 0%  
 Facility - Passenger / Parking Facilities - 0%  
 Rolling Stock - AO - Automobile - 9%  
 Rolling Stock - BU - Bus - 34%  
 Rolling Stock - CU - Cutaway - 9%  
 Rolling Stock - MV - Minivan - 9%  
 Rolling Stock - SV - Sports Utility Vehicle - 9%  
 Rolling Stock - VN - Van - 9%

**Modal Characteristics**

**Operation Characteristics**

**Vehicles Operated at Maximum Service**

Mode	Directly Operated	Purchased Transportation	Operating Expenses	Fare Revenues	Uses of Capital Funds	Annual Unlinked Trips	Annual Vehicle Revenue Miles	Annual Vehicle Revenue Hours
Demand Response	43	-	\$21,971,803	\$32,977	\$211,680	44,521	1,166,310	65,975
<b>Total</b>	<b>43</b>	<b>-</b>	<b>\$21,971,803</b>	<b>\$32,977</b>	<b>\$211,680</b>	<b>44,521</b>	<b>1,166,310</b>	<b>65,975</b>

**Performance Measures**

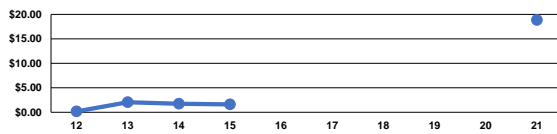
**Service Efficiency**

Mode	Operating Expenses per Vehicle Revenue Mile	Operating Expenses per Vehicle Revenue Hour
Demand Response	\$18.84	\$333.03
<b>Total</b>	<b>\$18.84</b>	<b>\$333.03</b>

**Service Effectiveness**

Mode	Operating Expenses per Unlinked Passenger Trip	Unlinked Trips per Vehicle Revenue Mile	Unlinked Trips per Vehicle Revenue Hour
Demand Response	\$493.52	0.0	0.7
<b>Total</b>	<b>\$493.52</b>	<b>0.0</b>	<b>0.7</b>

Operating Expense per Vehicle Revenue Mile: Agency Total



Unlinked Passenger Trips per Vehicle Revenue Mile: Agency Total

