

General Information

Service Consumption

13,313 Annual Unlinked Trips (UPT)

Service Supplied

113,471 Annual Vehicle Revenue Miles (VRM)
 7,605 Annual Vehicle Revenue Hours (VRH)

Summary of Operating Expenses (OE)

\$742,710 Total Operating Expenses

Database Information

NTDID: 4R05-40957
 Reporter Type: Rural General Public Transit
 Asset Type: Tier II
 Sponsor NTDID: 4R05

Assets

Revenue Vehicles 27
 Service Vehicles -
 Facilities -

Financial Information

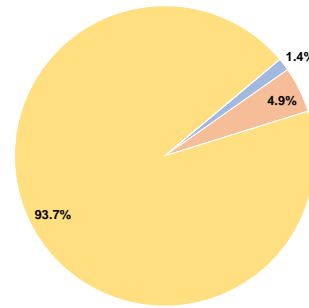
Sources of Operating Funds Expended

Fare Revenues	\$10,181	1.4%
Local Funds	\$36,621	4.9%
State Funds	\$0	0.0%
Federal Assistance	\$695,908	93.7%
Other Funds	\$0	0.0%
Total Operating Funds Expended	\$742,710	100.0%

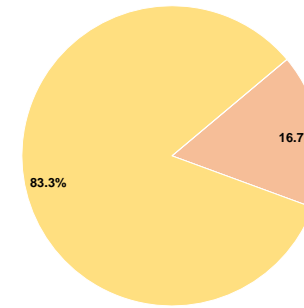
Sources of Capital Funds Expended

Fare Revenues	\$0	0.0%
Local Funds	\$4,745	16.7%
State Funds	\$0	0.0%
Federal Assistance	\$23,646	83.3%
Other Funds	\$0	0.0%
Total Capital Funds Expended	\$28,391	100.0%

Operating Funding Sources



Capital Funding Sources



Performance Measure Targets - 2022

Performance Measure - Asset Type - Target % not in State of Good Repair
 Equipment - Automobiles - 0%
 Equipment - Trucks and other Rubber Tire Vehicles - 84%
 Facility - Administrative / Maintenance Facilities - 0%
 Facility - Passenger / Parking Facilities - 0%
 Rolling Stock - BU - Bus - 61%
 Rolling Stock - CU - Cutaway - 59%
 Rolling Stock - MV - Minivan - 60%
 Rolling Stock - VN - Van - 54%

Modal Characteristics

Operation Characteristics

Vehicles Operated at Maximum Service

Mode	Directly Operated	Purchased Transportation	Operating Expenses	Fare Revenues	Uses of Capital Funds	Annual Unlinked Trips	Annual Vehicle Revenue Miles	Annual Vehicle Revenue Hours
Demand Response	9	-	\$742,710	\$10,181	\$28,391	13,313	113,471	7,605
Total	9	-	\$742,710	\$10,181	\$28,391	13,313	113,471	7,605

Performance Measures

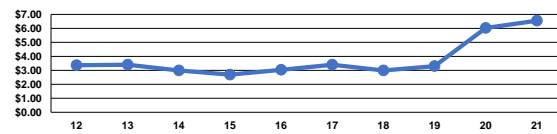
Service Efficiency

Mode	Operating Expenses per Vehicle Revenue Mile	Operating Expenses per Vehicle Revenue Hour
Demand Response	\$6.55	\$97.66
Total	\$6.55	\$97.66

Service Effectiveness

Mode	Operating Expenses per Unlinked Passenger Trip	Unlinked Trips per Vehicle Revenue Mile	Unlinked Trips per Vehicle Revenue Hour
Demand Response	\$55.79	0.1	1.8
Total	\$55.79	0.1	1.8

Operating Expense per Vehicle Revenue Mile: Agency Total



Unlinked Passenger Trips per Vehicle Revenue Mile: Agency Total

