

**General Information**

**Service Consumption**

19,473 Annual Unlinked Trips (UPT)

**Service Supplied**

114,739 Annual Vehicle Revenue Miles (VRM)  
7,940 Annual Vehicle Revenue Hours (VRH)

**Summary of Operating Expenses (OE)**

\$722,468 Total Operating Expenses

**Database Information**

NTDID: 4R05-40969  
Reporter Type: Rural General Public Transit  
Asset Type: Tier II  
Sponsor NTDID: 4R05

**Assets**

Revenue Vehicles 12  
Service Vehicles -  
Facilities 1

**Financial Information**

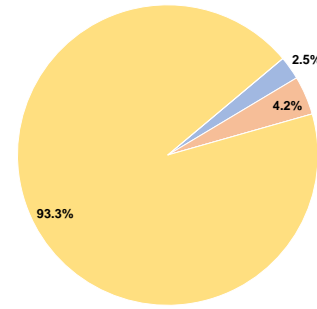
**Sources of Operating Funds Expended**

Fare Revenues	\$18,241	2.5%
Local Funds	\$30,158	4.2%
State Funds	\$0	0.0%
Federal Assistance	\$674,069	93.3%
Other Funds	\$0	0.0%
<b>Total Operating Funds Expended</b>	<b>\$722,468</b>	<b>100.0%</b>

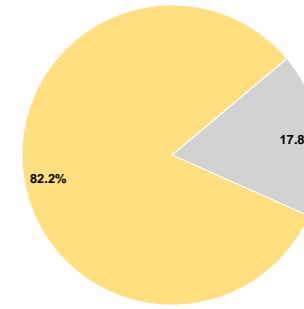
**Sources of Capital Funds Expended**

Fare Revenues	\$0	0.0%
Local Funds	\$0	0.0%
State Funds	\$11,404	17.8%
Federal Assistance	\$52,730	82.2%
Other Funds	\$0	0.0%
<b>Total Capital Funds Expended</b>	<b>\$64,134</b>	<b>100.0%</b>

**Operating Funding Sources**



**Capital Funding Sources**



**Performance Measure Targets - 2022**

Performance Measure - Asset Type - Target % not in State of Good Repair  
Equipment - Automobiles - 0%  
Equipment - Trucks and other Rubber Tire Vehicles - 84%  
Facility - Administrative / Maintenance Facilities - 0%  
Facility - Passenger / Parking Facilities - 0%  
Rolling Stock - BU - Bus - 61%  
Rolling Stock - CU - Cutaway - 59%  
Rolling Stock - MV - Minivan - 60%  
Rolling Stock - VN - Van - 54%

**Modal Characteristics**

**Operation Characteristics**

**Vehicles Operated at Maximum Service**

Mode	Directly Operated	Purchased Transportation	Operating Expenses	Fare Revenues	Uses of Capital Funds	Annual Unlinked Trips	Annual Vehicle Revenue Miles	Annual Vehicle Revenue Hours
Demand Response	10	-	\$722,468	\$18,241	\$64,134	19,473	114,739	7,940
<b>Total</b>	<b>10</b>	<b>-</b>	<b>\$722,468</b>	<b>\$18,241</b>	<b>\$64,134</b>	<b>19,473</b>	<b>114,739</b>	<b>7,940</b>

**Performance Measures**

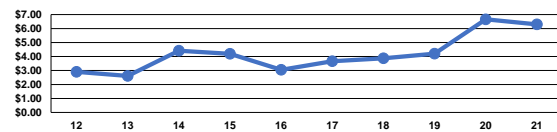
**Service Efficiency**

Mode	Operating Expenses per Vehicle Revenue Mile	Operating Expenses per Vehicle Revenue Hour
Demand Response	\$6.30	\$90.99
<b>Total</b>	<b>\$6.30</b>	<b>\$90.99</b>

**Service Effectiveness**

Mode	Operating Expenses per Unlinked Passenger Trip	Unlinked Trips per Vehicle Revenue Mile	Unlinked Trips per Vehicle Revenue Hour
Demand Response	\$37.10	0.2	2.5
<b>Total</b>	<b>\$37.10</b>	<b>0.2</b>	<b>2.5</b>

Operating Expense per Vehicle Revenue Mile: Agency Total



Unlinked Passenger Trips per Vehicle Revenue Mile: Agency Total

