

**General Information**

**Service Consumption**

7,237 Annual Unlinked Trips (UPT)

**Service Supplied**

134,011 Annual Vehicle Revenue Miles (VRM)  
 5,747 Annual Vehicle Revenue Hours (VRH)

**Summary of Operating Expenses (OE)**

\$591,768 Total Operating Expenses

**Database Information**

NTDID: 4R05-41024  
 Reporter Type: Rural General Public Transit  
 Asset Type: Tier II  
 Sponsor NTDID: 4R05

**Assets**

Revenue Vehicles 29  
 Service Vehicles -  
 Facilities -

**Financial Information**

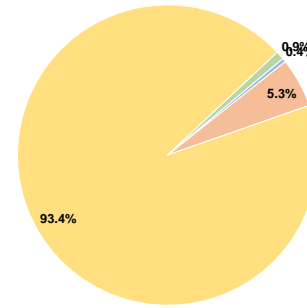
**Sources of Operating Funds Expended**

Fare Revenues	\$2,554	0.4%
Local Funds	\$31,479	5.3%
State Funds	\$0	0.0%
Federal Assistance	\$552,531	93.4%
Other Funds	\$5,204	0.9%
<b>Total Operating Funds Expended</b>	<b>\$591,768</b>	<b>100.0%</b>

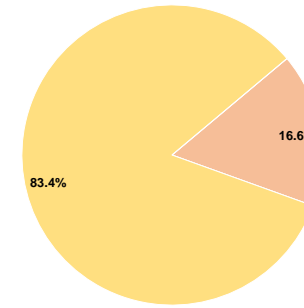
**Sources of Capital Funds Expended**

Fare Revenues	\$0	0.0%
Local Funds	\$2,675	16.6%
State Funds	\$0	0.0%
Federal Assistance	\$13,425	83.4%
Other Funds	\$0	0.0%
<b>Total Capital Funds Expended</b>	<b>\$16,100</b>	<b>100.0%</b>

**Operating Funding Sources**



**Capital Funding Sources**



**Performance Measure Targets - 2022**

Performance Measure - Asset Type - Target % not in State of Good Repair  
 Equipment - Automobiles - 0%  
 Equipment - Trucks and other Rubber Tire Vehicles - 84%  
 Facility - Administrative / Maintenance Facilities - 0%  
 Facility - Passenger / Parking Facilities - 0%  
 Rolling Stock - BU - Bus - 61%  
 Rolling Stock - CU - Cutaway - 59%  
 Rolling Stock - MV - Minivan - 60%  
 Rolling Stock - VN - Van - 54%

**Modal Characteristics**

**Operation Characteristics**

**Vehicles Operated at Maximum Service**

Mode	Directly Operated	Purchased Transportation	Operating Expenses	Fare Revenues	Uses of Capital Funds	Annual Unlinked Trips	Annual Vehicle Revenue Miles	Annual Vehicle Revenue Hours
Demand Response	13	-	\$591,768	\$2,554	\$16,100	7,237	134,011	5,747
<b>Total</b>	<b>13</b>	<b>-</b>	<b>\$591,768</b>	<b>\$2,554</b>	<b>\$16,100</b>	<b>7,237</b>	<b>134,011</b>	<b>5,747</b>

**Performance Measures**

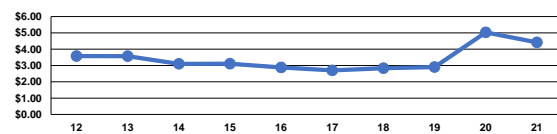
**Service Efficiency**

Mode	Operating Expenses per Vehicle Revenue Mile	Operating Expenses per Vehicle Revenue Hour
Demand Response	\$4.42	\$102.97
<b>Total</b>	<b>\$4.42</b>	<b>\$102.97</b>

**Service Effectiveness**

Mode	Operating Expenses per Unlinked Passenger Trip	Unlinked Trips per Vehicle Revenue Mile	Unlinked Trips per Vehicle Revenue Hour
Demand Response	\$81.77	0.1	1.3
<b>Total</b>	<b>\$81.77</b>	<b>0.1</b>	<b>1.3</b>

Operating Expense per Vehicle Revenue Mile: Agency Total



Unlinked Passenger Trips per Vehicle Revenue Mile: Agency Total

