

**General Information**

**Service Consumption**

9,812 Annual Unlinked Trips (UPT)

**Service Supplied**

384,534 Annual Vehicle Revenue Miles (VRM)  
14,560 Annual Vehicle Revenue Hours (VRH)

**Summary of Operating Expenses (OE)**

\$501,376 Total Operating Expenses

**Database Information**

NTDID: 4R05-44978  
Reporter Type: Rural General Public Transit  
Asset Type: Tier II  
Sponsor NTDID: 4R05

**Assets**

Revenue Vehicles 10  
Service Vehicles -  
Facilities -

**Financial Information**

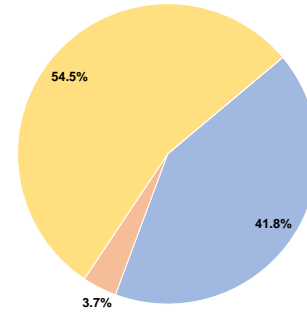
**Sources of Operating Funds Expended**

Fare Revenues	\$209,430	41.8%
Local Funds	\$18,579	3.7%
State Funds	\$0	0.0%
Federal Assistance	\$273,367	54.5%
Other Funds	\$0	0.0%
<b>Total Operating Funds Expended</b>	<b>\$501,376</b>	<b>100.0%</b>

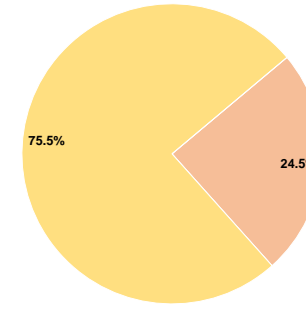
**Sources of Capital Funds Expended**

Fare Revenues	\$0	0.0%
Local Funds	\$6,621	24.5%
State Funds	\$0	0.0%
Federal Assistance	\$20,406	75.5%
Other Funds	\$0	0.0%
<b>Total Capital Funds Expended</b>	<b>\$27,027</b>	<b>100.0%</b>

**Operating Funding Sources**



**Capital Funding Sources**



**Performance Measure Targets - 2022**

Performance Measure - Asset Type - Target % not in State of Good Repair  
Equipment - Automobiles - 0%  
Equipment - Trucks and other Rubber Tire Vehicles - 84%  
Facility - Administrative / Maintenance Facilities - 0%  
Facility - Passenger / Parking Facilities - 0%  
Rolling Stock - BU - Bus - 61%  
Rolling Stock - CU - Cutaway - 59%  
Rolling Stock - MV - Minivan - 60%  
Rolling Stock - VN - Van - 54%

**Modal Characteristics**

**Operation Characteristics**

**Vehicles Operated at Maximum Service**

Mode	Directly Operated	Purchased Transportation	Operating Expenses	Fare Revenues	Uses of Capital Funds	Annual Unlinked Trips	Annual Vehicle Revenue Miles	Annual Vehicle Revenue Hours
Demand Response	9	-	\$501,376	\$209,430	\$27,027	9,812	384,534	14,560
<b>Total</b>	<b>9</b>	<b>-</b>	<b>\$501,376</b>	<b>\$209,430</b>	<b>\$27,027</b>	<b>9,812</b>	<b>384,534</b>	<b>14,560</b>

**Performance Measures**

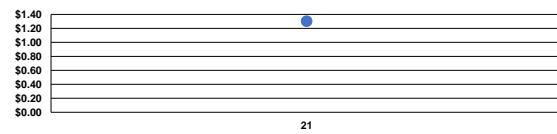
**Service Efficiency**

Mode	Operating Expenses per Vehicle Revenue Mile	Operating Expenses per Vehicle Revenue Hour
Demand Response	\$1.30	\$34.44
<b>Total</b>	<b>\$1.30</b>	<b>\$34.44</b>

**Service Effectiveness**

Mode	Operating Expenses per Unlinked Passenger Trip	Unlinked Trips per Vehicle Revenue Mile	Unlinked Trips per Vehicle Revenue Hour
Demand Response	\$51.10	0.0	0.7
<b>Total</b>	<b>\$51.10</b>	<b>0.0</b>	<b>0.7</b>

Operating Expense per Vehicle Revenue Mile: Agency Total



Unlinked Passenger Trips per Vehicle Revenue Mile: Agency Total

