

**General Information**

**Service Consumption**

13,996 Annual Unlinked Trips (UPT)

**Service Supplied**

325,970 Annual Vehicle Revenue Miles (VRM)  
7,505 Annual Vehicle Revenue Hours (VRH)

**Summary of Operating Expenses (OE)**

\$452,169 Total Operating Expenses

**Database Information**

NTDID: 4R07-40988  
Reporter Type: Rural General Public Transit  
Asset Type: Tier II  
Sponsor NTDID: 4R07

**Assets**

Revenue Vehicles 17  
Service Vehicles -  
Facilities 1

**Financial Information**

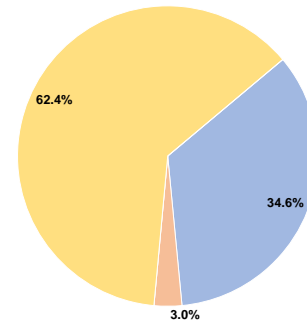
**Sources of Operating Funds Expended**

Fare Revenues	\$156,421	34.6%
Local Funds	\$13,500	3.0%
State Funds	\$0	0.0%
Federal Assistance	\$282,248	62.4%
Other Funds	\$0	0.0%
<b>Total Operating Funds Expended</b>	<b>\$452,169</b>	<b>100.0%</b>

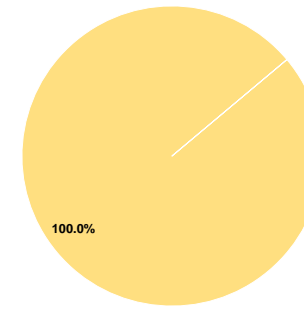
**Sources of Capital Funds Expended**

Fare Revenues	\$0	0.0%
Local Funds	\$0	0.0%
State Funds	\$0	0.0%
Federal Assistance	\$78,057	100.0%
Other Funds	\$0	0.0%
<b>Total Capital Funds Expended</b>	<b>\$78,057</b>	<b>100.0%</b>

**Operating Funding Sources**



**Capital Funding Sources**



**Performance Measure Targets - 2022**

Performance Measure - Asset Type - Target % not in State of Good Repair  
Equipment - Automobiles - 30%  
Equipment - Trucks and other Rubber Tire Vehicles - 30%  
Facility - Administrative / Maintenance Facilities - 0%  
Facility - Passenger / Parking Facilities - 0%  
Rolling Stock - BR - Over-the-road Bus - 15%  
Rolling Stock - BU - Bus - 13%  
Rolling Stock - CU - Cutaway - 20%  
Rolling Stock - MV - Minivan - 10%  
Rolling Stock - VN - Van - 10%

**Modal Characteristics**

**Operation Characteristics**

**Vehicles Operated at Maximum Service**

Mode	Directly Operated	Purchased Transportation	Operating Expenses	Fare Revenues	Uses of Capital Funds	Annual Unlinked Trips	Annual Vehicle Revenue Miles	Annual Vehicle Revenue Hours
Demand Response	9	-	\$452,169	\$156,421	\$78,057	13,996	325,970	7,505
<b>Total</b>	<b>9</b>	<b>-</b>	<b>\$452,169</b>	<b>\$156,421</b>	<b>\$78,057</b>	<b>13,996</b>	<b>325,970</b>	<b>7,505</b>

**Performance Measures**

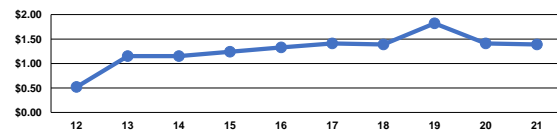
**Service Efficiency**

Mode	Operating Expenses per Vehicle Revenue Mile	Operating Expenses per Vehicle Revenue Hour
Demand Response	\$1.39	\$60.25
<b>Total</b>	<b>\$1.39</b>	<b>\$60.25</b>

**Service Effectiveness**

Mode	Operating Expenses per Unlinked Passenger Trip	Unlinked Trips per Vehicle Revenue Mile	Unlinked Trips per Vehicle Revenue Hour
Demand Response	\$32.31	0.0	1.9
<b>Total</b>	<b>\$32.31</b>	<b>0.0</b>	<b>1.9</b>

Operating Expense per Vehicle Revenue Mile: Agency Total



Unlinked Passenger Trips per Vehicle Revenue Mile: Agency Total

