

General Information

Service Consumption
 37,022 Annual Unlinked Trips (UPT)

Service Supplied
 540,870 Annual Vehicle Revenue Miles (VRM)
 24,780 Annual Vehicle Revenue Hours (VRH)

Summary of Operating Expenses (OE)
 \$1,029,816 Total Operating Expenses

Database Information

NTDID: 4R07-41002
 Reporter Type: Rural General Public Transit
 Asset Type: Tier II
 Sponsor NTDID: 4R07

Assets

Revenue Vehicles 24
 Service Vehicles -
 Facilities -

Financial Information

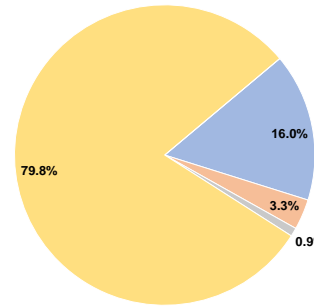
Sources of Operating Funds Expended

Fare Revenues	\$164,316	16.0%
Local Funds	\$33,750	3.3%
State Funds	\$9,510	0.9%
Federal Assistance	\$822,240	79.8%
Other Funds	\$0	0.0%
Total Operating Funds Expended	\$1,029,816	100.0%

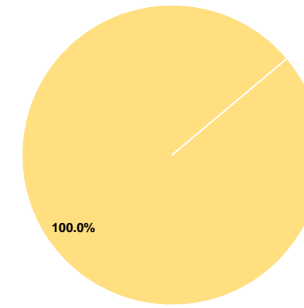
Sources of Capital Funds Expended

Fare Revenues	\$0	0.0%
Local Funds	\$0	0.0%
State Funds	\$0	0.0%
Federal Assistance	\$361,466	100.0%
Other Funds	\$0	0.0%
Total Capital Funds Expended	\$361,466	100.0%

Operating Funding Sources



Capital Funding Sources



Performance Measure Targets - 2022

Performance Measure - Asset Type - Target % not in State of Good Repair
 Equipment - Automobiles - 30%
 Equipment - Trucks and other Rubber Tire Vehicles - 30%
 Facility - Administrative / Maintenance Facilities - 0%
 Facility - Passenger / Parking Facilities - 0%
 Rolling Stock - BR - Over-the-road Bus - 15%
 Rolling Stock - BU - Bus - 13%
 Rolling Stock - CU - Cutaway - 20%
 Rolling Stock - MV - Minivan - 10%
 Rolling Stock - VN - Van - 10%

Modal Characteristics

Operation Characteristics

Vehicles Operated at Maximum Service

Mode	Directly Operated	Purchased Transportation	Operating Expenses	Fare Revenues	Uses of Capital Funds	Annual Unlinked Trips	Annual Vehicle Revenue Miles	Annual Vehicle Revenue Hours
Demand Response	17	-	\$1,029,816	\$164,316	\$361,466	37,022	540,870	24,780
Total	17	-	\$1,029,816	\$164,316	\$361,466	37,022	540,870	24,780

Performance Measures

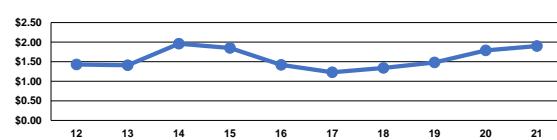
Service Efficiency

Mode	Operating Expenses per Vehicle Revenue Mile	Operating Expenses per Vehicle Revenue Hour
Demand Response	\$1.90	\$41.56
Total	\$1.90	\$41.56

Service Effectiveness

Mode	Operating Expenses per Unlinked Passenger Trip	Unlinked Trips per Vehicle Revenue Mile	Unlinked Trips per Vehicle Revenue Hour
Demand Response	\$27.82	0.1	1.5
Total	\$27.82	0.1	1.5

Operating Expense per Vehicle Revenue Mile: Agency Total



Unlinked Passenger Trips per Vehicle Revenue Mile: Agency Total

