

General Information

Service Consumption

69,450 Annual Unlinked Trips (UPT)

Service Supplied

1,125,469 Annual Vehicle Revenue Miles (VRM)
 57,198 Annual Vehicle Revenue Hours (VRH)

Summary of Operating Expenses (OE)

\$4,534,343 Total Operating Expenses

Database Information

NTDID: 4R08-41151
 Reporter Type: Rural General Public Transit
 Asset Type: Tier II
 Sponsor NTDID: 4R08

Assets

Revenue Vehicles 59
 Service Vehicles 2
 Facilities 2

Financial Information

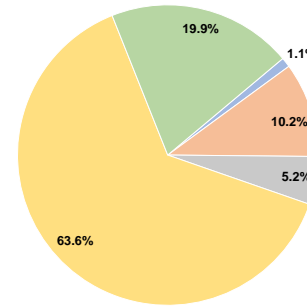
Sources of Operating Funds Expended

Fare Revenues	\$47,672	1.1%
Local Funds	\$463,104	10.2%
State Funds	\$234,367	5.2%
Federal Assistance	\$2,885,745	63.6%
Other Funds	\$903,455	19.9%
Total Operating Funds Expended	\$4,534,343	100.0%

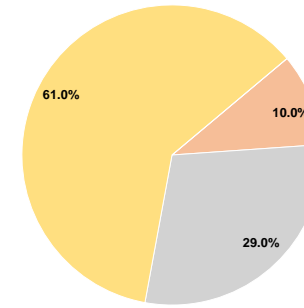
Sources of Capital Funds Expended

Fare Revenues	\$0	0.0%
Local Funds	\$16,981	10.0%
State Funds	\$49,244	29.0%
Federal Assistance	\$103,582	61.0%
Other Funds	\$0	0.0%
Total Capital Funds Expended	\$169,807	100.0%

Operating Funding Sources



Capital Funding Sources



Performance Measure Targets - 2022

Performance Measure - Asset Type - Target % not in State of Good Repair
 Equipment - Automobiles - 25%
 Equipment - Trucks and other Rubber Tire Vehicles - 30%
 Facility - Administrative / Maintenance Facilities - 25%
 Facility - Passenger / Parking Facilities - 25%
 Rolling Stock - AO - Automobile - 50%
 Rolling Stock - BU - Bus - 15%
 Rolling Stock - CU - Cutaway - 10%
 Rolling Stock - MV - Minivan - 30%
 Rolling Stock - OR - Other - 0%
 Rolling Stock - VN - Van - 25%

Modal Characteristics

Operation Characteristics

Vehicles Operated at Maximum Service

Mode	Directly Operated	Purchased Transportation	Operating Expenses	Fare Revenues	Uses of Capital Funds	Annual Unlinked Trips	Annual Vehicle Revenue Miles	Annual Vehicle Revenue Hours
Demand Response	72	-	\$4,534,343	\$47,672	\$169,807	69,450	1,125,469	57,198
Total	72	-	\$4,534,343	\$47,672	\$169,807	69,450	1,125,469	57,198

Performance Measures

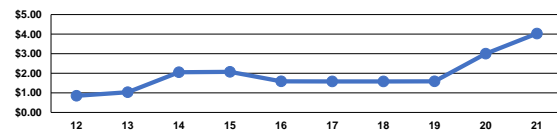
Service Efficiency

Mode	Operating Expenses per Vehicle Revenue Mile	Operating Expenses per Vehicle Revenue Hour
Demand Response	\$4.03	\$79.27
Total	\$4.03	\$79.27

Service Effectiveness

Mode	Operating Expenses per Unlinked Passenger Trip	Unlinked Trips per Vehicle Revenue Mile	Unlinked Trips per Vehicle Revenue Hour
Demand Response	\$65.29	0.1	1.2
Total	\$65.29	0.1	1.2

Operating Expense per Vehicle Revenue Mile: Agency Total



Unlinked Passenger Trips per Vehicle Revenue Mile: Agency Total

