

General Information

Federally Recognized Tribal Statistical Areas

Sault Ste. Marie Reservation and Off-Reservation Trust Land, MI

Service Consumption

487 Annual Unlinked Trips (UPT)

Service Supplied

31,436 Annual Vehicle Revenue Miles (VRM)
 1,794 Annual Vehicle Revenue Hours (VRH)

Database Information

NTDID: 50523
 Reporter Type: Tribal Reporter

Asset Type: Tier II
 Sponsor NTDID:

Financial Information

Sources of Operating Funds Expended

Fare Revenues	\$0	0.0%
Local Funds	\$65,856	28.7%
State Funds	\$0	0.0%
Federal Assistance	\$163,266	71.3%
Other Funds	\$0	0.0%
Total Operating Funds Expended	\$229,122	100.0%

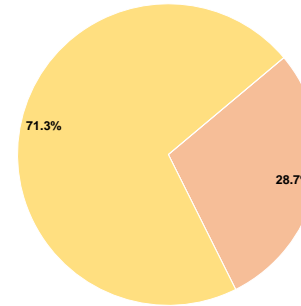
Sources of Capital Funds Expended

Fare Revenues	\$0
Local Funds	\$0
State Funds	\$0
Federal Assistance	\$0
Other Funds	\$0
Total Capital Funds Expended	\$0

Assets

Revenue Vehicles	3
Service Vehicles	0
Facilities	0

Operating Funding Sources



Performance Measure Targets - 2022

Performance Measure - Asset Type - Target % not in State of Good Repair

Modal Characteristics

Operation Characteristics

Vehicles Operated at Maximum Service

Mode	Directly Operated	Purchased Transportation	Operating Expenses	Fare Revenues	Uses of Capital Funds	Annual Unlinked Trips	Annual Vehicle Revenue Miles	Annual Vehicle Revenue Hours	Average Fleet Age in Years ^a
Demand Response	3	-	\$65,856	\$0	\$0	487	31,436	1,794	0.7
Bus	-	-	\$0	\$0	\$0	0	0	0	0.0
Total	3	-	\$65,856	\$0	\$0	487	31,436	1,794	

Performance Measures

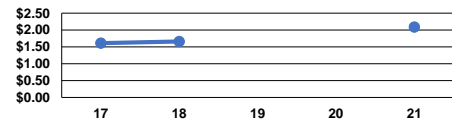
Service Efficiency

Mode	Operating Expenses per Vehicle Revenue Mile	Operating Expenses per Vehicle Revenue Hour
Demand Response	\$2.09	\$36.71
Bus	\$0.00	\$0.00
Total	\$2.09	\$36.71

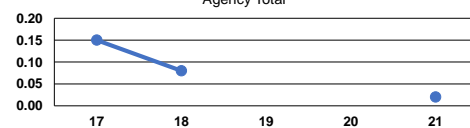
Service Effectiveness

Mode	Operating Expenses per Unlinked Passenger Trip	Unlinked Trips per Vehicle Revenue Mile	Unlinked Trips per Vehicle Revenue Hour
Demand Response	\$135.23	0.0	0.3
Bus	\$0.00	0.0	0.0
Total	\$135.23	0.0	0.3

Operating Expense per Vehicle Revenue Mile: Agency Total



Unlinked Passenger Trips per Vehicle Revenue Mile: Agency Total



Notes:

^aDemand Response - Taxi (DR/TX) and non-dedicated fleets do not report fleet age data.