

General Information

Federally Recognized Tribal Statistical Areas

Lac Courte Oreilles Reservation and Off-Reservation Trust Land, WI

Service Consumption

1,653 Annual Unlinked Trips (UPT)

Service Supplied

14,700 Annual Vehicle Revenue Miles (VRM)
934 Annual Vehicle Revenue Hours (VRH)

Database Information

NTDID: 55240
Reporter Type: Tribal Reporter

Asset Type: Tier II
Sponsor NTDID: 5R06

Financial Information

Sources of Operating Funds Expended

Fare Revenues	\$5,149	1.8%
Local Funds	\$165,000	56.6%
State Funds	\$0	0.0%
Federal Assistance	\$121,226	41.6%
Other Funds	\$0	0.0%
Total Operating Funds Expended	\$291,375	100.0%

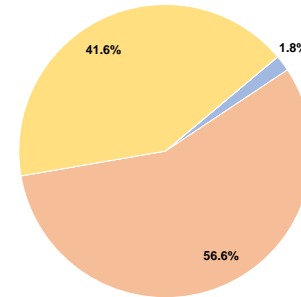
Sources of Capital Funds Expended

Fare Revenues	\$0	0.0%
Local Funds	\$0	0.0%
State Funds	\$0	0.0%
Federal Assistance	\$56,421	100.0%
Other Funds	\$0	0.0%
Total Capital Funds Expended	\$56,421	100.0%

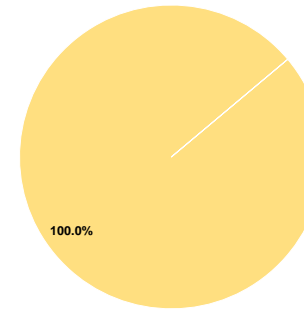
Assets

Revenue Vehicles	2
Service Vehicles	0
Facilities	0

Operating Funding Sources



Capital Funding Sources



Performance Measure Targets - 2022

Performance Measure - Asset Type - Target % not in State of Good Repair
 Equipment - Automobiles - 33%
 Equipment - Trucks and other Rubber Tire Vehicles - 29%
 Facility - Administrative / Maintenance Facilities - 10%
 Facility - Passenger / Parking Facilities - 10%
 Rolling Stock - AO - Automobile - 77%
 Rolling Stock - BU - Bus - 44%
 Rolling Stock - CU - Cutaway - 47%
 Rolling Stock - MV - Minivan - 51%
 Rolling Stock - SB - School Bus - 0%
 Rolling Stock - SV - Sports Utility Vehicle - 27%
 Rolling Stock - VN - Van - 27%

Modal Characteristics

Operation Characteristics

Vehicles Operated at Maximum Service

Mode	Directly Operated	Purchased Transportation	Operating Expenses	Fare Revenues	Uses of Capital Funds	Annual Unlinked Trips	Annual Vehicle Revenue Miles	Annual Vehicle Revenue Hours	Average Fleet Age in Years ^a
Demand Response	2	-	\$126,375	\$5,149	\$56,421	1,653	14,700	934	1.0
Total	2	-	\$126,375	\$5,149	\$56,421	1,653	14,700	934	

Performance Measures

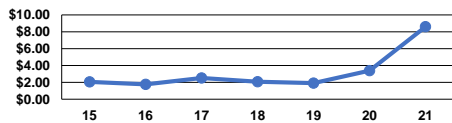
Service Efficiency

Mode	Operating Expenses per Vehicle Revenue Mile	Operating Expenses per Vehicle Revenue Hour
Demand Response	\$8.60	\$135.31
Total	\$8.60	\$135.31

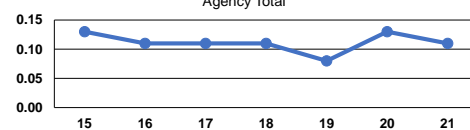
Service Effectiveness

Mode	Operating Expenses per Unlinked Passenger Trip	Unlinked Trips per Vehicle Revenue Mile	Unlinked Trips per Vehicle Revenue Hour
Demand Response	\$76.45	0.1	1.8
Total	\$76.45	0.1	1.8

Operating Expense per Vehicle Revenue Mile: Agency Total



Unlinked Passenger Trips per Vehicle Revenue Mile: Agency Total



Notes:

^aDemand Response - Taxi (DR/TX) and non-dedicated fleets do not report fleet age data.