

General Information

Federally Recognized Tribal Statistical Areas

Fond du Lac Reservation and Off-Reservation Trust Land, MN--WI

Service Consumption

15,091 Annual Unlinked Trips (UPT)

Service Supplied

175,834 Annual Vehicle Revenue Miles (VRM)
 11,644 Annual Vehicle Revenue Hours (VRH)

Database Information

NTDID: 55246
 Reporter Type: Tribal Reporter

Asset Type: Tier II
 Sponsor NTDID:

Financial Information

Sources of Operating Funds Expended

Fare Revenues	\$13,022	1.4%
Local Funds	\$131,752	14.7%
State Funds	\$0	0.0%
Federal Assistance	\$753,415	83.9%
Other Funds	\$0	0.0%
Total Operating Funds Expended	\$898,189	100.0%

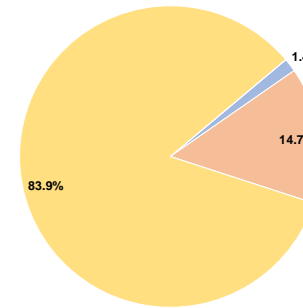
Sources of Capital Funds Expended

Fare Revenues	\$0
Local Funds	\$0
State Funds	\$0
Federal Assistance	\$0
Other Funds	\$0
Total Capital Funds Expended	\$0

Assets

Revenue Vehicles	10
Service Vehicles	0
Facilities	0

Operating Funding Sources



Performance Measure Targets - 2022

Performance Measure - Asset Type - Target % not in State of Good Repair
 Rolling Stock - BU - Bus - 0%
 Rolling Stock - CU - Cutaway - 0%
 Rolling Stock - MV - Minivan - 0%
 Rolling Stock - VN - Van - 0%

Modal Characteristics

Operation Characteristics

Vehicles Operated at Maximum Service

Mode	Directly Operated	Purchased Transportation	Operating Expenses	Fare Revenues	Uses of Capital Funds	Annual Unlinked Trips	Annual Vehicle Revenue Miles	Annual Vehicle Revenue Hours	Average Fleet Age in Years ^a
Demand Response	5	-	\$809,628	\$11,738	\$0	14,355	149,448	10,496	3.3
Bus	1	-	\$88,561	\$1,284	\$0	736	26,386	1,148	3.3
Total	6	-	\$898,189	\$13,022	\$0	15,091	175,834	11,644	

Performance Measures

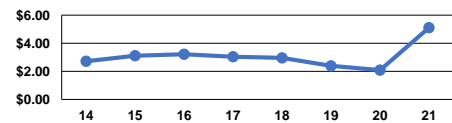
Service Efficiency

Mode	Operating Expenses per Vehicle Revenue Mile	Operating Expenses per Vehicle Revenue Hour
Demand Response	\$5.42	\$77.14
Bus	\$3.36	\$77.14
Total	\$5.11	\$77.14

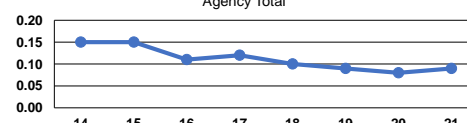
Service Effectiveness

Mode	Operating Expenses per Unlinked Passenger Trip	Unlinked Trips per Vehicle Revenue Mile	Unlinked Trips per Vehicle Revenue Hour
Demand Response	\$56.40	0.1	1.4
Bus	\$120.33	0.0	0.6
Total	\$59.52	0.1	1.3

Operating Expense per Vehicle Revenue Mile: Agency Total



Unlinked Passenger Trips per Vehicle Revenue Mile: Agency Total



Notes:

^aDemand Response - Taxi (DR/TX) and non-dedicated fleets do not report fleet age data.