

**General Information**

**Federally Recognized Tribal Statistical Areas**

White Earth Reservation and Off-Reservation Trust Land, MN

**Service Consumption**

11,567 Annual Unlinked Trips (UPT)

**Service Supplied**

319,006 Annual Vehicle Revenue Miles (VRM)  
 12,606 Annual Vehicle Revenue Hours (VRH)

**Database Information**

NTDID: 55270  
 Reporter Type: Tribal Reporter

Asset Type: Tier II  
 Sponsor NTDID:

**Financial Information**

**Sources of Operating Funds Expended**

Fare Revenues	\$22,611	2.5%
Local Funds	\$43,292	4.8%
State Funds	\$0	0.0%
Federal Assistance	\$830,421	92.6%
Other Funds	\$0	0.0%
<b>Total Operating Funds Expended</b>	<b>\$896,324</b>	<b>100.0%</b>

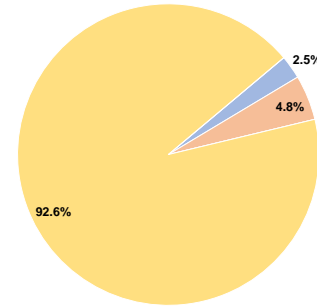
**Sources of Capital Funds Expended**

Fare Revenues	\$0
Local Funds	\$0
State Funds	\$0
Federal Assistance	\$0
Other Funds	\$0
<b>Total Capital Funds Expended</b>	<b>\$0</b>

**Assets**

Revenue Vehicles	11
Service Vehicles	2
Facilities	0

**Operating Funding Sources**



**Performance Measure Targets - 2022**

Performance Measure - Asset Type - Target % not in State of Good Repair  
 Equipment - Automobiles - 100%  
 Equipment - Trucks and other Rubber Tire Vehicles - 100%  
 Rolling Stock - BU - Bus - 30%

**Modal Characteristics**

**Operation Characteristics**

**Vehicles Operated at Maximum Service**

Mode	Directly Operated	Purchased Transportation	Operating Expenses	Fare Revenues	Uses of Capital Funds	Annual Unlinked Trips	Annual Vehicle Revenue Miles	Annual Vehicle Revenue Hours	Average Fleet Age in Years <sup>a</sup>
Bus	10	-	\$896,324	\$22,611	\$0	11,567	319,006	12,606	4.3
<b>Total</b>	<b>10</b>	<b>-</b>	<b>\$896,324</b>	<b>\$22,611</b>	<b>\$0</b>	<b>11,567</b>	<b>319,006</b>	<b>12,606</b>	

**Performance Measures**

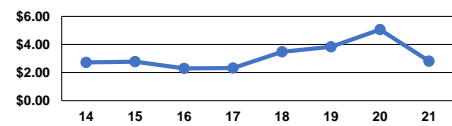
**Service Efficiency**

Mode	Operating Expenses per Vehicle Revenue Mile	Operating Expenses per Vehicle Revenue Hour
Bus	\$2.81	\$71.10
<b>Total</b>	<b>\$2.81</b>	<b>\$71.10</b>

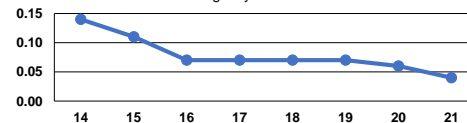
**Service Effectiveness**

Mode	Operating Expenses per Unlinked Passenger Trip	Unlinked Trips per Vehicle Revenue Mile	Unlinked Trips per Vehicle Revenue Hour
Bus	\$77.49	0.0	0.9
<b>Total</b>	<b>\$77.49</b>	<b>0.0</b>	<b>0.9</b>

Operating Expense per Vehicle Revenue Mile: Agency Total



Unlinked Passenger Trips per Vehicle Revenue Mile: Agency Total



**Notes:**

<sup>a</sup>Demand Response - Taxi (DR/TX) and non-dedicated fleets do not report fleet age data.