

General Information

Service Consumption

16,906 Annual Unlinked Trips (UPT)

Service Supplied

160,447 Annual Vehicle Revenue Miles (VRM)
 15,969 Annual Vehicle Revenue Hours (VRH)

Summary of Operating Expenses (OE)

\$633,221 Total Operating Expenses

Database Information

NTDID: 5R02-50230
 Reporter Type: Rural General Public Transit
 Asset Type: Tier II
 Sponsor NTDID: 5R02

Assets

Revenue Vehicles 18
 Service Vehicles -
 Facilities 2

Financial Information

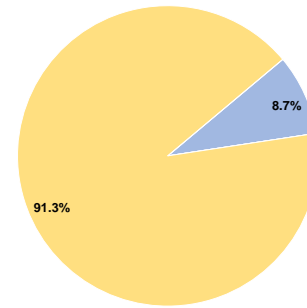
Sources of Operating Funds Expended

Fare Revenues	\$55,153	8.7%
Local Funds	\$0	0.0%
State Funds	\$0	0.0%
Federal Assistance	\$578,068	91.3%
Other Funds	\$0	0.0%
Total Operating Funds Expended	\$633,221	100.0%

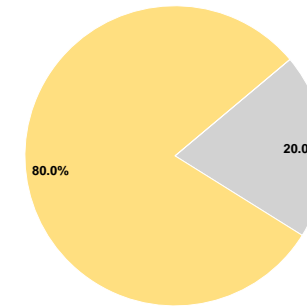
Sources of Capital Funds Expended

Fare Revenues	\$0	0.0%
Local Funds	\$0	0.0%
State Funds	\$17,654	20.0%
Federal Assistance	\$70,618	80.0%
Other Funds	\$0	0.0%
Total Capital Funds Expended	\$88,272	100.0%

Operating Funding Sources



Capital Funding Sources



Performance Measure Targets - 2022

Performance Measure - Asset Type - Target % not in State of Good Repair
 Facility - Administrative / Maintenance Facilities - 10%
 Facility - Passenger / Parking Facilities - 0%
 Rolling Stock - AO - Automobile - 100%
 Rolling Stock - CU - Cutaway - 60%
 Rolling Stock - MV - Minivan - 55%
 Rolling Stock - VN - Van - 100%

Modal Characteristics

Operation Characteristics

Vehicles Operated at Maximum Service

Mode	Directly Operated	Purchased Transportation	Operating Expenses	Fare Revenues	Uses of Capital Funds	Annual Unlinked Trips	Annual Vehicle Revenue Miles	Annual Vehicle Revenue Hours
Demand Response	10	-	\$633,221	\$55,153	\$88,272	16,906	160,447	15,969
Total	10	-	\$633,221	\$55,153	\$88,272	16,906	160,447	15,969

Performance Measures

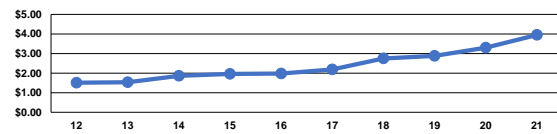
Service Efficiency

Mode	Operating Expenses per Vehicle Revenue Mile	Operating Expenses per Vehicle Revenue Hour
Demand Response	\$3.95	\$39.65
Total	\$3.95	\$39.65

Service Effectiveness

Mode	Operating Expenses per Unlinked Passenger Trip	Unlinked Trips per Vehicle Revenue Mile	Unlinked Trips per Vehicle Revenue Hour
Demand Response	\$37.46	0.1	1.1
Total	\$37.46	0.1	1.1

Operating Expense per Vehicle Revenue Mile: Agency Total



Unlinked Passenger Trips per Vehicle Revenue Mile: Agency Total

