http://www.riderush.org/
101 E 2Nd St Rm 212
Rushville, In 46173-1800

Rush County Commissioners dba Rush County Public Transit
2021 Annual Agency Profile

General Information

Service Consumption

9,593 **Annual Unlinked Trips (UPT)**

Service Supplied

20,586 **Annual Vehicle Revenue Miles (VRM)**
1,166 **Annual Vehicle Revenue Hours (VRH)**

Summary of Operating Expenses (OE)

$209,054 **Total Operating Expenses**

Database Information

NTDID: 5R02-50280
Reporter Type: Rural General Public Transit
Asset Type: Tier II
Sponsor NTDID: 5R02

Assets

Revenue Vehicles	6
Service Vehicles	-
Facilities	1

Financial Information

Sources of Operating Funds Expended

Fare Revenues	$7,924	3.8%
Local Funds	$0	0.0%
State Funds	$0	0.0%
Federal Assistance	$200,680	96.0%
Other Funds	$450	0.2%
Total Operating Funds Expended	**$209,054**	100.0%

Sources of Capital Funds Expended

Fare Revenues	$0
Local Funds	$0
State Funds	$0
Federal Assistance	$0
Other Funds	$0
Total Capital Funds Expended	**$0**

Operating Funding Sources

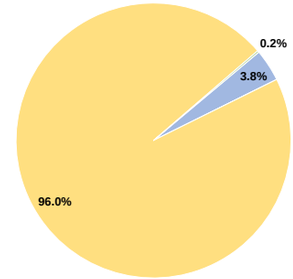

Performance Measure Targets - 2022

Performance Measure - Asset Type - Target % not in State of Good Repair
Facility - Administrative / Maintenance Facilities - 10%
Facility - Passenger / Parking Facilities - 0%
Rolling Stock - AO - Automobile - 100%
Rolling Stock - CU - Cutaway - 60%
Rolling Stock - MV - Minivan - 55%
Rolling Stock - VN - Van - 100%

Modal Characteristics

Operation Characteristics

Mode	Vehicles Operated at Maximum Service: Directly Operated	Vehicles Operated at Maximum Service: Purchased Transportation	Operating Expenses	Fare Revenues	Uses of Capital Funds	Annual Unlinked Trips	Annual Vehicle Revenue Miles	Annual Vehicle Revenue Hours
Demand Response	5	-	$209,054	$7,924	$0	9,593	20,586	1,166
Total	**5**	**-**	**$209,054**	**$7,924**	**$0**	**9,593**	**20,586**	**1,166**

Performance Measures

Service Efficiency

Mode	Operating Expenses per Vehicle Revenue Mile	Operating Expenses per Vehicle Revenue Hour
Demand Response	$10.16	$179.29
Total	**$10.16**	**$179.29**

Service Effectiveness

Mode	Operating Expenses per Unlinked Passenger Trip	Unlinked Trips per Vehicle Revenue Mile	Unlinked Trips per Vehicle Revenue Hour
Demand Response	$21.79	0.5	8.2
Total	**$21.79**	**0.5**	**8.2**

Operating Expense per Vehicle Revenue Mile: Agency Total

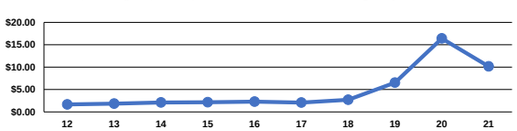
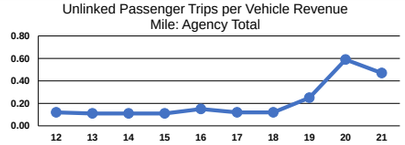
Unlinked Passenger Trips per Vehicle Revenue Mile: Agency Total