https://unioncountytransit.org/
26 W Union St
P.O. Box 333
Liberty, In 47353-1347

Union County Commissioners dba Union County Transit
2021 Annual Agency Profile

General Information

Service Consumption

9,627 **Annual Unlinked Trips (UPT)**

Service Supplied

110,155 **Annual Vehicle Revenue Miles (VRM)**
8,469 **Annual Vehicle Revenue Hours (VRH)**

Summary of Operating Expenses (OE)

$447,418 **Total Operating Expenses**

Database Information

NTDID: 5R02-50387
Reporter Type: Rural General Public Transit
Asset Type: Tier II
Sponsor NTDID: 5R02

Assets

Revenue Vehicles	12
Service Vehicles	-
Facilities	1

Financial Information

Sources of Operating Funds Expended

Fare Revenues	$0	0.0%
Local Funds	$0	0.0%
State Funds	$9,140	2.0%
Federal Assistance	$438,278	98.0%
Other Funds	$0	0.0%
Total Operating Funds Expended	**$447,418**	100.0%

Sources of Capital Funds Expended

Fare Revenues	$0
Local Funds	$0
State Funds	$0
Federal Assistance	$0
Other Funds	$0
Total Capital Funds Expended	**$0**

Operating Funding Sources

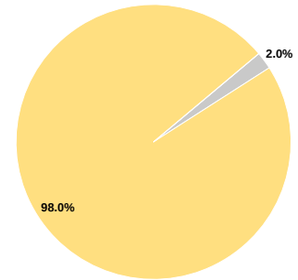

Performance Measure Targets - 2022

Performance Measure - Asset Type - Target % not in State of Good Repair
Facility - Administrative / Maintenance Facilities - 10%
Facility - Passenger / Parking Facilities - 0%
Rolling Stock - AO - Automobile - 100%
Rolling Stock - CU - Cutaway - 60%
Rolling Stock - MV - Minivan - 55%
Rolling Stock - VN - Van - 100%

Modal Characteristics

Operation Characteristics

Mode	Vehicles Operated at Maximum Service: Directly Operated	Vehicles Operated at Maximum Service: Purchased Transportation	Operating Expenses	Fare Revenues	Uses of Capital Funds	Annual Unlinked Trips	Annual Vehicle Revenue Miles	Annual Vehicle Revenue Hours
Demand Response	5	-	$447,418	$0	$0	9,627	110,155	8,469
Total	**5**	**-**	**$447,418**	**$0**	**$0**	**9,627**	**110,155**	**8,469**

Performance Measures

Service Efficiency

Mode	Operating Expenses per Vehicle Revenue Mile	Operating Expenses per Vehicle Revenue Hour
Demand Response	$4.06	$52.83
Total	**$4.06**	**$52.83**

Service Effectiveness

Mode	Operating Expenses per Unlinked Passenger Trip	Unlinked Trips per Vehicle Revenue Mile	Unlinked Trips per Vehicle Revenue Hour
Demand Response	$46.48	0.1	1.1
Total	**$46.48**	**0.1**	**1.1**

Operating Expense per Vehicle Revenue Mile: Agency Total

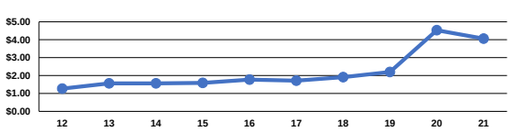
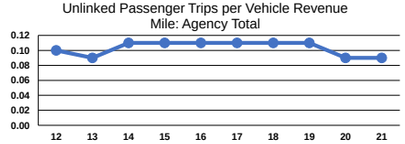
Unlinked Passenger Trips per Vehicle Revenue Mile: Agency Total