

**General Information**

**Service Consumption**

75,888 Annual Unlinked Trips (UPT)

**Service Supplied**

373,452 Annual Vehicle Revenue Miles (VRM)  
 35,743 Annual Vehicle Revenue Hours (VRH)

**Summary of Operating Expenses (OE)**

\$2,587,636 Total Operating Expenses

**Database Information**

NTDID: 5R04-50474  
 Reporter Type: Rural General Public Transit  
 Asset Type: Tier II  
 Sponsor NTDID: 5R04

**Assets**

Revenue Vehicles 28  
 Service Vehicles -  
 Facilities 3

**Financial Information**

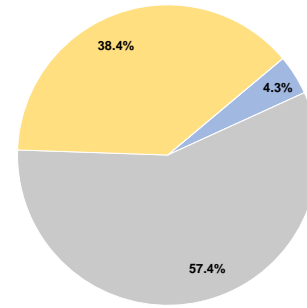
**Sources of Operating Funds Expended**

Fare Revenues	\$111,191	4.3%
Local Funds	\$0	0.0%
State Funds	\$1,484,080	57.4%
Federal Assistance	\$992,365	38.4%
Other Funds	\$0	0.0%
<b>Total Operating Funds Expended</b>	<b>\$2,587,636</b>	<b>100.0%</b>

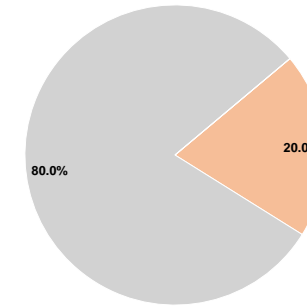
**Sources of Capital Funds Expended**

Fare Revenues	\$0	0.0%
Local Funds	\$65,607	20.0%
State Funds	\$262,429	80.0%
Federal Assistance	\$0	0.0%
Other Funds	\$0	0.0%
<b>Total Capital Funds Expended</b>	<b>\$328,036</b>	<b>100.0%</b>

**Operating Funding Sources**



**Capital Funding Sources**



**Performance Measure Targets - 2022**

Performance Measure - Asset Type - Target % not in State of Good Repair  
 Equipment - Automobiles - 10%  
 Equipment - Trucks and other Rubber Tire Vehicles - 10%  
 Facility - Administrative / Maintenance Facilities - 10%  
 Facility - Passenger / Parking Facilities - 10%  
 Rolling Stock - CU - Cutaway - 10%  
 Rolling Stock - VN - Van - 10%

**Modal Characteristics**

**Operation Characteristics**

**Vehicles Operated at Maximum Service**

Mode	Directly Operated	Purchased Transportation	Operating Expenses	Fare Revenues	Uses of Capital Funds	Annual Unlinked Trips	Annual Vehicle Revenue Miles	Annual Vehicle Revenue Hours
Demand Response	10	-	\$1,618,864	\$22,696	\$164,018	52,324	201,351	21,291
Bus	14	-	\$968,772	\$88,495	\$164,018	23,564	172,101	14,452
<b>Total</b>	<b>24</b>	<b>-</b>	<b>\$2,587,636</b>	<b>\$111,191</b>	<b>\$328,036</b>	<b>75,888</b>	<b>373,452</b>	<b>35,743</b>

**Performance Measures**

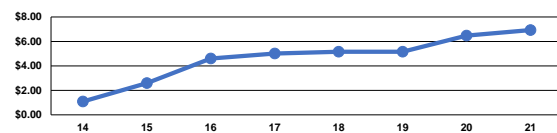
**Service Efficiency**

Mode	Operating Expenses per Vehicle Revenue Mile	Operating Expenses per Vehicle Revenue Hour
Demand Response	\$8.04	\$76.04
Bus	\$5.63	\$67.03
<b>Total</b>	<b>\$6.93</b>	<b>\$72.40</b>

**Service Effectiveness**

Mode	Operating Expenses per Unlinked Passenger Trip	Unlinked Trips per Vehicle Revenue Mile	Unlinked Trips per Vehicle Revenue Hour
Demand Response	\$30.94	0.3	2.5
Bus	\$41.11	0.1	1.6
<b>Total</b>	<b>\$34.10</b>	<b>0.2</b>	<b>2.1</b>

Operating Expense per Vehicle Revenue Mile: Agency Total



Unlinked Passenger Trips per Vehicle Revenue Mile: Agency Total

