

**General Information**

**Service Consumption**

15,960 Annual Unlinked Trips (UPT)

**Service Supplied**

209,604 Annual Vehicle Revenue Miles (VRM)  
 16,535 Annual Vehicle Revenue Hours (VRH)

**Summary of Operating Expenses (OE)**

\$565,268 Total Operating Expenses

**Database Information**

NTDID: 5R05-50284  
 Reporter Type: Rural General Public Transit  
 Asset Type: Tier II  
 Sponsor NTDID: 5R05

**Assets**

Revenue Vehicles 13  
 Service Vehicles -  
 Facilities -

**Financial Information**

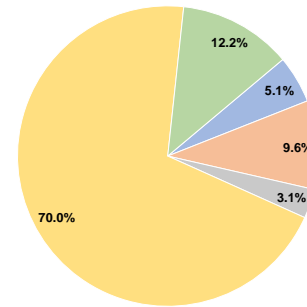
**Sources of Operating Funds Expended**

Fare Revenues	\$28,972	5.1%
Local Funds	\$54,041	9.6%
State Funds	\$17,782	3.1%
Federal Assistance	\$395,594	70.0%
Other Funds	\$68,879	12.2%
<b>Total Operating Funds Expended</b>	<b>\$565,268</b>	<b>100.0%</b>

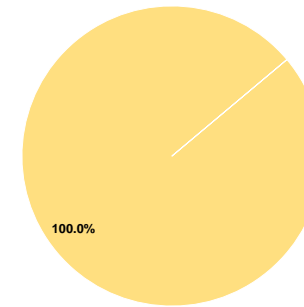
**Sources of Capital Funds Expended**

Fare Revenues	\$0	0.0%
Local Funds	\$0	0.0%
State Funds	\$0	0.0%
Federal Assistance	\$51,031	100.0%
Other Funds	\$0	0.0%
<b>Total Capital Funds Expended</b>	<b>\$51,031</b>	<b>100.0%</b>

**Operating Funding Sources**



**Capital Funding Sources**



**Performance Measure Targets - 2022**

Performance Measure - Asset Type - Target % not in State of Good Repair  
 Equipment - Automobiles - 30%  
 Equipment - Trucks and other Rubber Tire Vehicles - 0%  
 Facility - Administrative / Maintenance Facilities - 30%  
 Facility - Passenger / Parking Facilities - 0%  
 Rolling Stock - AO - Automobile - 30%  
 Rolling Stock - BU - Bus - 21%  
 Rolling Stock - CU - Cutaway - 2%  
 Rolling Stock - MV - Minivan - 10%  
 Rolling Stock - SV - Sports Utility Vehicle - 30%  
 Rolling Stock - VN - Van - 10%

**Modal Characteristics**

**Operation Characteristics**

**Vehicles Operated at Maximum Service**

Mode	Directly Operated	Purchased Transportation	Operating Expenses	Fare Revenues	Uses of Capital Funds	Annual Unlinked Trips	Annual Vehicle Revenue Miles	Annual Vehicle Revenue Hours
Demand Response	9	-	\$565,268	\$28,972	\$51,031	15,960	209,604	16,535
<b>Total</b>	<b>9</b>	<b>-</b>	<b>\$565,268</b>	<b>\$28,972</b>	<b>\$51,031</b>	<b>15,960</b>	<b>209,604</b>	<b>16,535</b>

**Performance Measures**

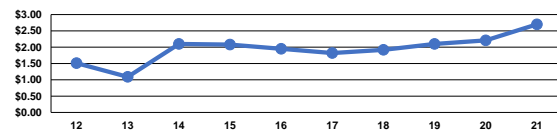
**Service Efficiency**

Mode	Operating Expenses per Vehicle Revenue Mile	Operating Expenses per Vehicle Revenue Hour
Demand Response	\$2.70	\$34.19
<b>Total</b>	<b>\$2.70</b>	<b>\$34.19</b>

**Service Effectiveness**

Mode	Operating Expenses per Unlinked Passenger Trip	Unlinked Trips per Vehicle Revenue Mile	Unlinked Trips per Vehicle Revenue Hour
Demand Response	\$35.42	0.1	1.0
<b>Total</b>	<b>\$35.42</b>	<b>0.1</b>	<b>1.0</b>

Operating Expense per Vehicle Revenue Mile: Agency Total



Unlinked Passenger Trips per Vehicle Revenue Mile: Agency Total

