

**General Information**

**Service Consumption**

10,302 Annual Unlinked Trips (UPT)

**Service Supplied**

117,469 Annual Vehicle Revenue Miles (VRM)  
8,053 Annual Vehicle Revenue Hours (VRH)

**Summary of Operating Expenses (OE)**

\$269,069 Total Operating Expenses

**Database Information**

NTDID: 5R05-50293  
Reporter Type: Rural General Public Transit  
Asset Type: Tier II  
Sponsor NTDID: 5R05

**Assets**

Revenue Vehicles 15  
Service Vehicles -  
Facilities -

**Financial Information**

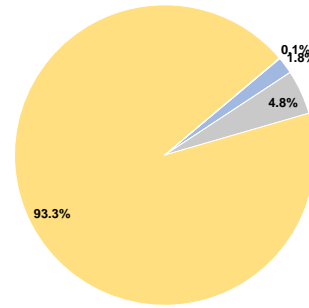
**Sources of Operating Funds Expended**

Fare Revenues	\$4,957	1.8%
Local Funds	\$0	0.0%
State Funds	\$12,853	4.8%
Federal Assistance	\$251,117	93.3%
Other Funds	\$142	0.1%
<b>Total Operating Funds Expended</b>	<b>\$269,069</b>	<b>100.0%</b>

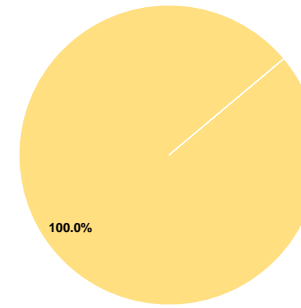
**Sources of Capital Funds Expended**

Fare Revenues	\$0	0.0%
Local Funds	\$0	0.0%
State Funds	\$0	0.0%
Federal Assistance	\$39,433	100.0%
Other Funds	\$0	0.0%
<b>Total Capital Funds Expended</b>	<b>\$39,433</b>	<b>100.0%</b>

**Operating Funding Sources**



**Capital Funding Sources**



**Performance Measure Targets - 2022**

- Performance Measure - Asset Type - Target % not in State of Good Repair
- Equipment - Automobiles - 30%
- Equipment - Trucks and other Rubber Tire Vehicles - 0%
- Facility - Administrative / Maintenance Facilities - 30%
- Facility - Passenger / Parking Facilities - 0%
- Rolling Stock - AO - Automobile - 30%
- Rolling Stock - BU - Bus - 21%
- Rolling Stock - CU - Cutaway - 2%
- Rolling Stock - MV - Minivan - 10%
- Rolling Stock - SV - Sports Utility Vehicle - 30%
- Rolling Stock - VN - Van - 10%

**Modal Characteristics**

**Operation Characteristics**

**Vehicles Operated at Maximum Service**

Mode	Directly Operated	Purchased Transportation	Operating Expenses	Fare Revenues	Uses of Capital Funds	Annual Unlinked Trips	Annual Vehicle Revenue Miles	Annual Vehicle Revenue Hours
Demand Response	12	-	\$269,069	\$4,957	\$39,433	10,302	117,469	8,053
<b>Total</b>	<b>12</b>	<b>-</b>	<b>\$269,069</b>	<b>\$4,957</b>	<b>\$39,433</b>	<b>10,302</b>	<b>117,469</b>	<b>8,053</b>

**Performance Measures**

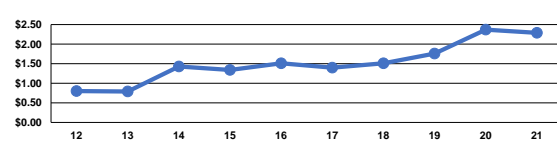
**Service Efficiency**

Mode	Operating Expenses per Vehicle Revenue Mile	Operating Expenses per Vehicle Revenue Hour
Demand Response	\$2.29	\$33.41
<b>Total</b>	<b>\$2.29</b>	<b>\$33.41</b>

**Service Effectiveness**

Mode	Operating Expenses per Unlinked Passenger Trip	Unlinked Trips per Vehicle Revenue Mile	Unlinked Trips per Vehicle Revenue Hour
Demand Response	\$26.12	0.1	1.3
<b>Total</b>	<b>\$26.12</b>	<b>0.1</b>	<b>1.3</b>

Operating Expense per Vehicle Revenue Mile: Agency Total



Unlinked Passenger Trips per Vehicle Revenue Mile: Agency Total

