

General Information

Federally Recognized Tribal Statistical Areas

Santa Ana Pueblo, NM

Service Consumption

4,987 Annual Unlinked Trips (UPT)

Service Supplied

23,491 Annual Vehicle Revenue Miles (VRM)
 2,721 Annual Vehicle Revenue Hours (VRH)

Database Information

NTDID: 66152
 Reporter Type: Tribal Reporter

Asset Type: Tier II
 Sponsor NTDID:

Financial Information

Sources of Operating Funds Expended

Fare Revenues	\$0	0.0%
Local Funds	\$136,362	77.1%
State Funds	\$0	0.0%
Federal Assistance	\$40,568	22.9%
Other Funds	\$0	0.0%
Total Operating Funds Expended	\$176,930	100.0%

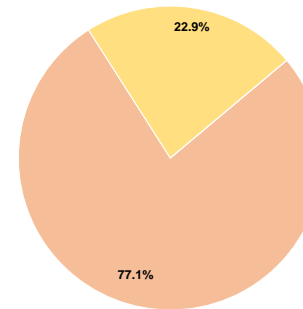
Sources of Capital Funds Expended

Fare Revenues	\$0
Local Funds	\$0
State Funds	\$0
Federal Assistance	\$0
Other Funds	\$0
Total Capital Funds Expended	\$0

Assets

Revenue Vehicles	7
Service Vehicles	0
Facilities	0

Operating Funding Sources



Performance Measure Targets - 2022

Performance Measure - Asset Type - Target % not in State of Good Repair
 Rolling Stock - BU - Bus - 0%
 Rolling Stock - CU - Cutaway - 50%
 Rolling Stock - MV - Minivan - 0%
 Rolling Stock - VN - Van - 100%

Modal Characteristics

Operation Characteristics

Vehicles Operated at Maximum Service

Mode	Directly Operated	Purchased Transportation	Operating Expenses	Fare Revenues	Uses of Capital Funds	Annual Unlinked Trips	Annual Vehicle Revenue Miles	Annual Vehicle Revenue Hours	Average Fleet Age in Years ^a
Bus	3	-	\$176,930	\$0	\$0	4,987	23,491	2,721	7.7
Total	3	-	\$176,930	\$0	\$0	4,987	23,491	2,721	

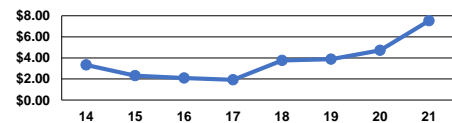
Performance Measures

Service Efficiency

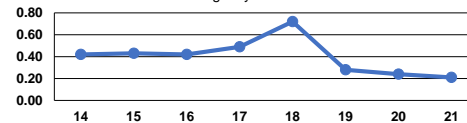
Mode	Operating Expenses per Vehicle Revenue Mile	Operating Expenses per Vehicle Revenue Hour	Mode	Operating Expenses per Unlinked Passenger Trip	Unlinked Trips per Vehicle Revenue Mile	Unlinked Trips per Vehicle Revenue Hour
Bus	\$7.53	\$65.02	Bus	\$35.48	0.2	1.8
Total	\$7.53	\$65.02	Total	\$35.48	0.2	1.8

Service Effectiveness

Operating Expense per Vehicle Revenue Mile: Agency Total



Unlinked Passenger Trips per Vehicle Revenue Mile: Agency Total



Notes:

^aDemand Response - Taxi (DR/TX) and non-dedicated fleets do not report fleet age data.