

**General Information**

**Service Consumption**

13,724 Annual Unlinked Trips (UPT)

**Service Supplied**

237,404 Annual Vehicle Revenue Miles (VRM)  
11,602 Annual Vehicle Revenue Hours (VRH)

**Summary of Operating Expenses (OE)**

\$475,726 Total Operating Expenses

**Database Information**

NTDID: 6R02-60135  
Reporter Type: Rural General Public Transit  
Asset Type: Tier II  
Sponsor NTDID: 6R02

**Assets**

Revenue Vehicles 14  
Service Vehicles -  
Facilities -

**Financial Information**

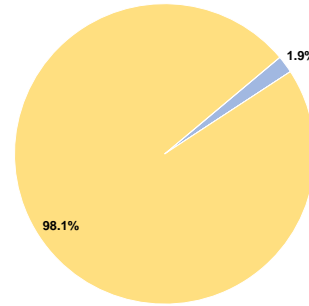
**Sources of Operating Funds Expended**

Fare Revenues	\$8,981	1.9%
Local Funds	\$0	0.0%
State Funds	\$0	0.0%
Federal Assistance	\$466,745	98.1%
Other Funds	\$0	0.0%
<b>Total Operating Funds Expended</b>	<b>\$475,726</b>	<b>100.0%</b>

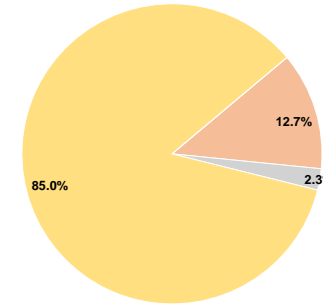
**Sources of Capital Funds Expended**

Fare Revenues	\$0	0.0%
Local Funds	\$17,498	12.7%
State Funds	\$3,169	2.3%
Federal Assistance	\$117,112	85.0%
Other Funds	\$0	0.0%
<b>Total Capital Funds Expended</b>	<b>\$137,779</b>	<b>100.0%</b>

**Operating Funding Sources**



**Capital Funding Sources**



**Performance Measure Targets - 2022**

Performance Measure - Asset Type - Target % not in State of Good Repair  
Facility - Administrative / Maintenance Facilities - 0%  
Rolling Stock - AO - Automobile - 0%  
Rolling Stock - CU - Cutaway - 28%  
Rolling Stock - MV - Minivan - 64%  
Rolling Stock - VN - Van - 93%

**Modal Characteristics**

**Operation Characteristics**

**Vehicles Operated at Maximum Service**

Mode	Directly Operated	Purchased Transportation	Operating Expenses	Fare Revenues	Uses of Capital Funds	Annual Unlinked Trips	Annual Vehicle Revenue Miles	Annual Vehicle Revenue Hours
Demand Response	14	-	\$475,726	\$8,981	\$137,779	13,724	237,404	11,602
<b>Total</b>	<b>14</b>	<b>-</b>	<b>\$475,726</b>	<b>\$8,981</b>	<b>\$137,779</b>	<b>13,724</b>	<b>237,404</b>	<b>11,602</b>

**Performance Measures**

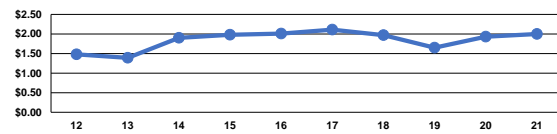
**Service Efficiency**

Mode	Operating Expenses per Vehicle Revenue Mile	Operating Expenses per Vehicle Revenue Hour
Demand Response	\$2.00	\$41.00
<b>Total</b>	<b>\$2.00</b>	<b>\$41.00</b>

**Service Effectiveness**

Mode	Operating Expenses per Unlinked Passenger Trip	Unlinked Trips per Vehicle Revenue Mile	Unlinked Trips per Vehicle Revenue Hour
Demand Response	\$34.66	0.1	1.2
<b>Total</b>	<b>\$34.66</b>	<b>0.1</b>	<b>1.2</b>

Operating Expense per Vehicle Revenue Mile: Agency Total



Unlinked Passenger Trips per Vehicle Revenue Mile: Agency Total

