

**General Information**

**Service Consumption**

5,770 Annual Unlinked Trips (UPT)

**Service Supplied**

53,991 Annual Vehicle Revenue Miles (VRM)  
2,929 Annual Vehicle Revenue Hours (VRH)

**Summary of Operating Expenses (OE)**

\$169,859 Total Operating Expenses

**Database Information**

NTDID: 6R02-60154  
Reporter Type: Rural General Public Transit  
Asset Type: Tier II  
Sponsor NTDID: 6R02

**Assets**

Revenue Vehicles 5  
Service Vehicles -  
Facilities -

**Financial Information**

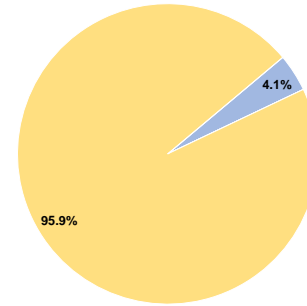
**Sources of Operating Funds Expended**

Fare Revenues	\$6,880	4.1%
Local Funds	\$0	0.0%
State Funds	\$0	0.0%
Federal Assistance	\$162,979	95.9%
Other Funds	\$0	0.0%
<b>Total Operating Funds Expended</b>	<b>\$169,859</b>	<b>100.0%</b>

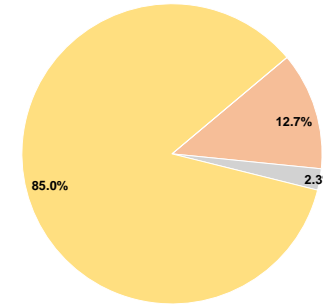
**Sources of Capital Funds Expended**

Fare Revenues	\$0	0.0%
Local Funds	\$5,873	12.7%
State Funds	\$1,063	2.3%
Federal Assistance	\$39,306	85.0%
Other Funds	\$0	0.0%
<b>Total Capital Funds Expended</b>	<b>\$46,242</b>	<b>100.0%</b>

**Operating Funding Sources**



**Capital Funding Sources**



**Performance Measure Targets - 2022**

Performance Measure - Asset Type - Target % not in State of Good Repair  
Facility - Administrative / Maintenance Facilities - 0%  
Rolling Stock - AO - Automobile - 0%  
Rolling Stock - CU - Cutaway - 28%  
Rolling Stock - MV - Minivan - 64%  
Rolling Stock - VN - Van - 93%

**Modal Characteristics**

**Operation Characteristics**

**Vehicles Operated at Maximum Service**

Mode	Directly Operated	Purchased Transportation	Operating Expenses	Fare Revenues	Uses of Capital Funds	Annual Unlinked Trips	Annual Vehicle Revenue Miles	Annual Vehicle Revenue Hours
Demand Response	5	-	\$169,859	\$6,880	\$46,242	5,770	53,991	2,929
<b>Total</b>	<b>5</b>	<b>-</b>	<b>\$169,859</b>	<b>\$6,880</b>	<b>\$46,242</b>	<b>5,770</b>	<b>53,991</b>	<b>2,929</b>

**Performance Measures**

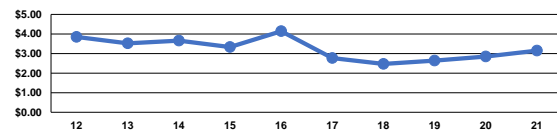
**Service Efficiency**

Mode	Operating Expenses per Vehicle Revenue Mile	Operating Expenses per Vehicle Revenue Hour
Demand Response	\$3.15	\$57.99
<b>Total</b>	<b>\$3.15</b>	<b>\$57.99</b>

**Service Effectiveness**

Mode	Operating Expenses per Unlinked Passenger Trip	Unlinked Trips per Vehicle Revenue Mile	Unlinked Trips per Vehicle Revenue Hour
Demand Response	\$29.44	0.1	2.0
<b>Total</b>	<b>\$29.44</b>	<b>0.1</b>	<b>2.0</b>

Operating Expense per Vehicle Revenue Mile: Agency Total



Unlinked Passenger Trips per Vehicle Revenue Mile: Agency Total

