

General Information

Service Consumption

5,039 Annual Unlinked Trips (UPT)

Service Supplied

54,952 Annual Vehicle Revenue Miles (VRM)
 3,064 Annual Vehicle Revenue Hours (VRH)

Summary of Operating Expenses (OE)

\$218,947 Total Operating Expenses

Database Information

NTDID: 6R02-60164
 Reporter Type: Rural General Public Transit
 Asset Type: Tier II
 Sponsor NTDID: 6R02

Assets

Revenue Vehicles 6
 Service Vehicles -
 Facilities 1

Financial Information

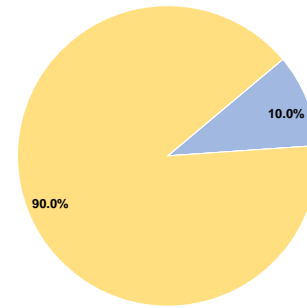
Sources of Operating Funds Expended

Fare Revenues	\$21,921	10.0%
Local Funds	\$0	0.0%
State Funds	\$0	0.0%
Federal Assistance	\$197,026	90.0%
Other Funds	\$0	0.0%
Total Operating Funds Expended	\$218,947	100.0%

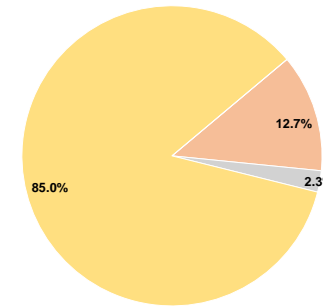
Sources of Capital Funds Expended

Fare Revenues	\$0	0.0%
Local Funds	\$23,783	12.7%
State Funds	\$4,308	2.3%
Federal Assistance	\$159,180	85.0%
Other Funds	\$0	0.0%
Total Capital Funds Expended	\$187,271	100.0%

Operating Funding Sources



Capital Funding Sources



Performance Measure Targets - 2022

Performance Measure - Asset Type - Target % not in State of Good Repair
 Facility - Administrative / Maintenance Facilities - 0%
 Rolling Stock - AO - Automobile - 0%
 Rolling Stock - CU - Cutaway - 28%
 Rolling Stock - MV - Minivan - 64%
 Rolling Stock - VN - Van - 93%

Modal Characteristics

Operation Characteristics

Vehicles Operated at Maximum Service

Mode	Directly Operated	Purchased Transportation	Operating Expenses	Fare Revenues	Uses of Capital Funds	Annual Unlinked Trips	Annual Vehicle Revenue Miles	Annual Vehicle Revenue Hours
Demand Response	6	-	\$218,947	\$21,921	\$187,271	5,039	54,952	3,064
Total	6	-	\$218,947	\$21,921	\$187,271	5,039	54,952	3,064

Performance Measures

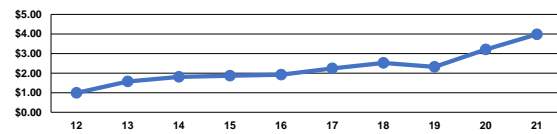
Service Efficiency

Mode	Operating Expenses per Vehicle Revenue Mile	Operating Expenses per Vehicle Revenue Hour
Demand Response	\$3.98	\$71.46
Total	\$3.98	\$71.46

Service Effectiveness

Mode	Operating Expenses per Unlinked Passenger Trip	Unlinked Trips per Vehicle Revenue Mile	Unlinked Trips per Vehicle Revenue Hour
Demand Response	\$43.45	0.1	1.6
Total	\$43.45	0.1	1.6

Operating Expense per Vehicle Revenue Mile: Agency Total



Unlinked Passenger Trips per Vehicle Revenue Mile: Agency Total

