

General Information

Service Consumption

1,503 Annual Unlinked Trips (UPT)

Service Supplied

32,326 Annual Vehicle Revenue Miles (VRM)
 1,132 Annual Vehicle Revenue Hours (VRH)

Summary of Operating Expenses (OE)

\$150,041 Total Operating Expenses

Database Information

NTDID: 6R02-60209
 Reporter Type: Rural General Public Transit
 Asset Type: Tier II
 Sponsor NTDID: 6R02

Assets

Revenue Vehicles 4
 Service Vehicles -
 Facilities -

Financial Information

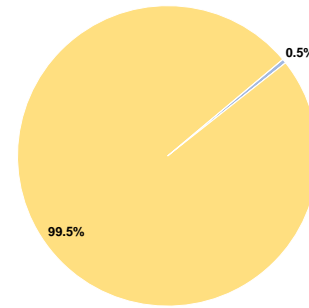
Sources of Operating Funds Expended

Fare Revenues	\$709	0.5%
Local Funds	\$0	0.0%
State Funds	\$0	0.0%
Federal Assistance	\$149,332	99.5%
Other Funds	\$0	0.0%
Total Operating Funds Expended	\$150,041	100.0%

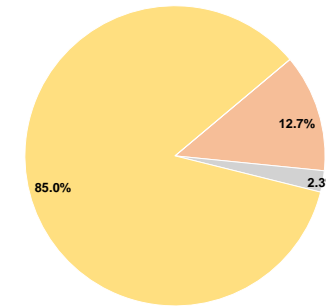
Sources of Capital Funds Expended

Fare Revenues	\$0	0.0%
Local Funds	\$14,891	12.7%
State Funds	\$2,697	2.3%
Federal Assistance	\$99,668	85.0%
Other Funds	\$0	0.0%
Total Capital Funds Expended	\$117,256	100.0%

Operating Funding Sources



Capital Funding Sources



Performance Measure Targets - 2022

Performance Measure - Asset Type - Target % not in State of Good Repair
 Facility - Administrative / Maintenance Facilities - 0%
 Rolling Stock - AO - Automobile - 0%
 Rolling Stock - CU - Cutaway - 28%
 Rolling Stock - MV - Minivan - 64%
 Rolling Stock - VN - Van - 93%

Modal Characteristics

Operation Characteristics

Vehicles Operated at Maximum Service

Mode	Directly Operated	Purchased Transportation	Operating Expenses	Fare Revenues	Uses of Capital Funds	Annual Unlinked Trips	Annual Vehicle Revenue Miles	Annual Vehicle Revenue Hours
Demand Response	4	-	\$150,041	\$709	\$117,256	1,503	32,326	1,132
Total	4	-	\$150,041	\$709	\$117,256	1,503	32,326	1,132

Performance Measures

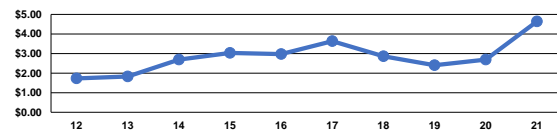
Service Efficiency

Mode	Operating Expenses per Vehicle Revenue Mile	Operating Expenses per Vehicle Revenue Hour
Demand Response	\$4.64	\$132.55
Total	\$4.64	\$132.55

Service Effectiveness

Mode	Operating Expenses per Unlinked Passenger Trip	Unlinked Trips per Vehicle Revenue Mile	Unlinked Trips per Vehicle Revenue Hour
Demand Response	\$99.83	0.0	1.3
Total	\$99.83	0.0	1.3

Operating Expense per Vehicle Revenue Mile: Agency Total



Unlinked Passenger Trips per Vehicle Revenue Mile: Agency Total

