

**General Information**

**Service Consumption**

20,416 Annual Unlinked Trips (UPT)

**Service Supplied**

232,328 Annual Vehicle Revenue Miles (VRM)  
 17,928 Annual Vehicle Revenue Hours (VRH)

**Summary of Operating Expenses (OE)**

\$865,625 Total Operating Expenses

**Database Information**

NTDID: 6R02-60222  
 Reporter Type: Rural General Public Transit  
 Asset Type: Tier II  
 Sponsor NTDID: 6R02

**Assets**

Revenue Vehicles 14  
 Service Vehicles -  
 Facilities 1

**Financial Information**

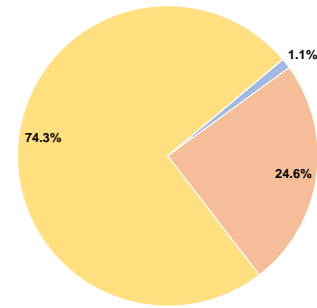
**Sources of Operating Funds Expended**

Fare Revenues	\$9,588	1.1%
Local Funds	\$212,761	24.6%
State Funds	\$0	0.0%
Federal Assistance	\$643,276	74.3%
Other Funds	\$0	0.0%
<b>Total Operating Funds Expended</b>	<b>\$865,625</b>	<b>100.0%</b>

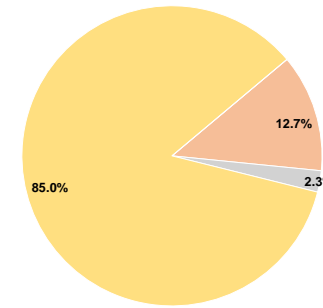
**Sources of Capital Funds Expended**

Fare Revenues	\$0	0.0%
Local Funds	\$45,919	12.7%
State Funds	\$8,316	2.3%
Federal Assistance	\$307,335	85.0%
Other Funds	\$0	0.0%
<b>Total Capital Funds Expended</b>	<b>\$361,570</b>	<b>100.0%</b>

**Operating Funding Sources**



**Capital Funding Sources**



**Performance Measure Targets - 2022**

Performance Measure - Asset Type - Target % not in State of Good Repair  
 Facility - Administrative / Maintenance Facilities - 0%  
 Rolling Stock - AO - Automobile - 0%  
 Rolling Stock - CU - Cutaway - 28%  
 Rolling Stock - MV - Minivan - 64%  
 Rolling Stock - VN - Van - 93%

**Modal Characteristics**

**Operation Characteristics**

**Vehicles Operated at Maximum Service**

Mode	Directly Operated	Purchased Transportation	Operating Expenses	Fare Revenues	Uses of Capital Funds	Annual Unlinked Trips	Annual Vehicle Revenue Miles	Annual Vehicle Revenue Hours
Demand Response	14	-	\$865,625	\$9,588	\$361,570	20,416	232,328	17,928
<b>Total</b>	<b>14</b>	<b>-</b>	<b>\$865,625</b>	<b>\$9,588</b>	<b>\$361,570</b>	<b>20,416</b>	<b>232,328</b>	<b>17,928</b>

**Performance Measures**

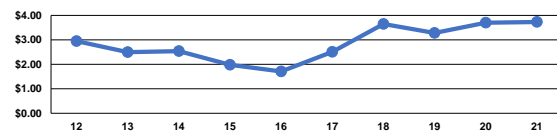
**Service Efficiency**

Mode	Operating Expenses per Vehicle Revenue Mile	Operating Expenses per Vehicle Revenue Hour
Demand Response	\$3.73	\$48.28
<b>Total</b>	<b>\$3.73</b>	<b>\$48.28</b>

**Service Effectiveness**

Mode	Operating Expenses per Unlinked Passenger Trip	Unlinked Trips per Vehicle Revenue Mile	Unlinked Trips per Vehicle Revenue Hour
Demand Response	\$42.40	0.1	1.1
<b>Total</b>	<b>\$42.40</b>	<b>0.1</b>	<b>1.1</b>

Operating Expense per Vehicle Revenue Mile: Agency Total



Unlinked Passenger Trips per Vehicle Revenue Mile: Agency Total

