

**General Information**

**Service Consumption**

2,796 Annual Unlinked Trips (UPT)

**Service Supplied**

75,127 Annual Vehicle Revenue Miles (VRM)  
4,620 Annual Vehicle Revenue Hours (VRH)

**Summary of Operating Expenses (OE)**

\$178,730 Total Operating Expenses

**Database Information**

NTDID: 6R02-66273  
Reporter Type: Rural General Public Transit  
Asset Type: Tier II  
Sponsor NTDID: 6R02

**Assets**

Revenue Vehicles 8  
Service Vehicles -  
Facilities -

**Financial Information**

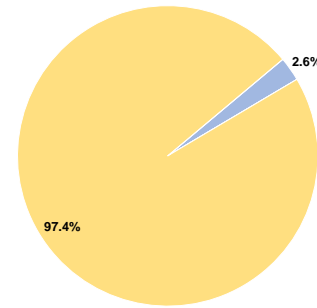
**Sources of Operating Funds Expended**

Fare Revenues	\$4,648	2.6%
Local Funds	\$0	0.0%
State Funds	\$0	0.0%
Federal Assistance	\$174,082	97.4%
Other Funds	\$0	0.0%
<b>Total Operating Funds Expended</b>	<b>\$178,730</b>	<b>100.0%</b>

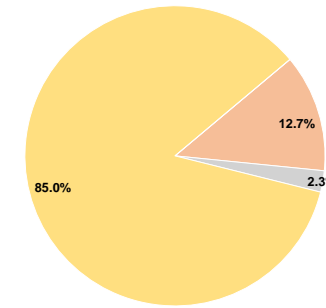
**Sources of Capital Funds Expended**

Fare Revenues	\$0	0.0%
Local Funds	\$14,892	12.7%
State Funds	\$2,696	2.3%
Federal Assistance	\$99,668	85.0%
Other Funds	\$0	0.0%
<b>Total Capital Funds Expended</b>	<b>\$117,256</b>	<b>100.0%</b>

**Operating Funding Sources**



**Capital Funding Sources**



**Performance Measure Targets - 2022**

Performance Measure - Asset Type - Target % not in State of Good Repair  
Facility - Administrative / Maintenance Facilities - 0%  
Rolling Stock - AO - Automobile - 0%  
Rolling Stock - CU - Cutaway - 28%  
Rolling Stock - MV - Minivan - 64%  
Rolling Stock - VN - Van - 93%

**Modal Characteristics**

**Operation Characteristics**

**Vehicles Operated at Maximum Service**

Mode	Directly Operated	Purchased Transportation	Operating Expenses	Fare Revenues	Uses of Capital Funds	Annual Unlinked Trips	Annual Vehicle Revenue Miles	Annual Vehicle Revenue Hours
Demand Response	8	-	\$178,730	\$4,648	\$117,256	2,796	75,127	4,620
<b>Total</b>	<b>8</b>	<b>-</b>	<b>\$178,730</b>	<b>\$4,648</b>	<b>\$117,256</b>	<b>2,796</b>	<b>75,127</b>	<b>4,620</b>

**Performance Measures**

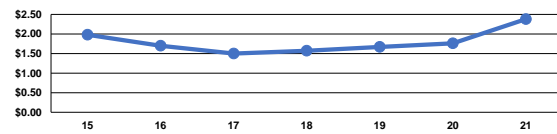
**Service Efficiency**

Mode	Operating Expenses per Vehicle Revenue Mile	Operating Expenses per Vehicle Revenue Hour
Demand Response	\$2.38	\$38.69
<b>Total</b>	<b>\$2.38</b>	<b>\$38.69</b>

**Service Effectiveness**

Mode	Operating Expenses per Unlinked Passenger Trip	Unlinked Trips per Vehicle Revenue Mile	Unlinked Trips per Vehicle Revenue Hour
Demand Response	\$63.92	0.0	0.6
<b>Total</b>	<b>\$63.92</b>	<b>0.0</b>	<b>0.6</b>

Operating Expense per Vehicle Revenue Mile: Agency Total



Unlinked Passenger Trips per Vehicle Revenue Mile: Agency Total

