

**General Information**

**Service Consumption**

23,653 Annual Unlinked Trips (UPT)

**Service Supplied**

123,989 Annual Vehicle Revenue Miles (VRM)  
8,333 Annual Vehicle Revenue Hours (VRH)

**Summary of Operating Expenses (OE)**

\$503,333 Total Operating Expenses

**Database Information**

NTDID: 6R03-60224  
Reporter Type: Rural General Public Transit  
Asset Type: Tier II  
Sponsor NTDID: 6R03

**Assets**

Revenue Vehicles 8  
Service Vehicles -  
Facilities -

**Financial Information**

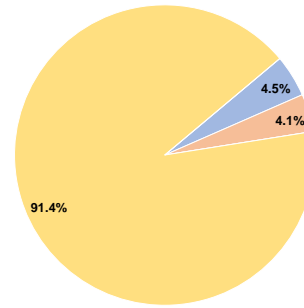
**Sources of Operating Funds Expended**

Fare Revenues	\$22,836	4.5%
Local Funds	\$20,465	4.1%
State Funds	\$0	0.0%
Federal Assistance	\$460,032	91.4%
Other Funds	\$0	0.0%
<b>Total Operating Funds Expended</b>	<b>\$503,333</b>	<b>100.0%</b>

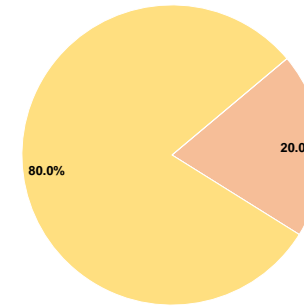
**Sources of Capital Funds Expended**

Fare Revenues	\$0	0.0%
Local Funds	\$1,441	20.0%
State Funds	\$0	0.0%
Federal Assistance	\$5,764	80.0%
Other Funds	\$0	0.0%
<b>Total Capital Funds Expended</b>	<b>\$7,205</b>	<b>100.0%</b>

**Operating Funding Sources**



**Capital Funding Sources**



**Performance Measure Targets - 2022**

- Performance Measure - Asset Type - Target % not in State of Good Repair
- Equipment - Automobiles - 20%
- Equipment - Trucks and other Rubber Tire Vehicles - 20%
- Facility - Administrative / Maintenance Facilities - 20%
- Facility - Passenger / Parking Facilities - 20%
- Rolling Stock - AO - Automobile - 20%
- Rolling Stock - BU - Bus - 20%
- Rolling Stock - CU - Cutaway - 20%
- Rolling Stock - MV - Minivan - 20%
- Rolling Stock - SB - School Bus - 20%
- Rolling Stock - VN - Van - 20%

**Modal Characteristics**

**Operation Characteristics**

**Vehicles Operated at Maximum Service**

Mode	Directly Operated	Purchased Transportation	Operating Expenses	Fare Revenues	Uses of Capital Funds	Annual Unlinked Trips	Annual Vehicle Revenue Miles	Annual Vehicle Revenue Hours
Bus	6	-	\$503,333	\$22,836	\$7,205	23,653	123,989	8,333
<b>Total</b>	<b>6</b>	<b>-</b>	<b>\$503,333</b>	<b>\$22,836</b>	<b>\$7,205</b>	<b>23,653</b>	<b>123,989</b>	<b>8,333</b>

**Performance Measures**

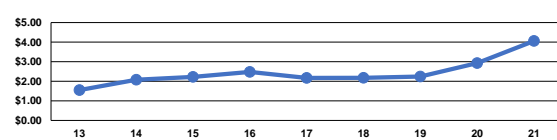
**Service Efficiency**

Mode	Operating Expenses per Vehicle Revenue Mile	Operating Expenses per Vehicle Revenue Hour
Bus	\$4.06	\$60.40
<b>Total</b>	<b>\$4.06</b>	<b>\$60.40</b>

**Service Effectiveness**

Mode	Operating Expenses per Unlinked Passenger Trip	Unlinked Trips per Vehicle Revenue Mile	Unlinked Trips per Vehicle Revenue Hour
Bus	\$21.28	0.2	2.8
<b>Total</b>	<b>\$21.28</b>	<b>0.2</b>	<b>2.8</b>

Operating Expense per Vehicle Revenue Mile: Agency Total



Unlinked Passenger Trips per Vehicle Revenue Mile: Agency Total

