

General Information

Service Consumption

156,018 Annual Unlinked Trips (UPT)

Service Supplied

1,055,896 Annual Vehicle Revenue Miles (VRM)
 66,689 Annual Vehicle Revenue Hours (VRH)

Summary of Operating Expenses (OE)

\$3,895,531 Total Operating Expenses

Database Information

NTDID: 6R05-60192
 Reporter Type: Rural General Public Transit
 Asset Type: Tier II
 Sponsor NTDID: 6R05

Assets

Revenue Vehicles 110
 Service Vehicles 8
 Facilities 1

Financial Information

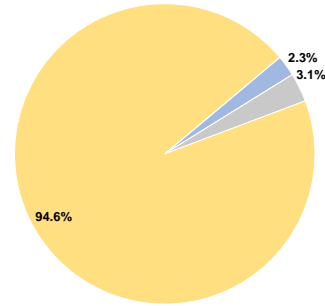
Sources of Operating Funds Expended

Fare Revenues	\$88,284	2.3%
Local Funds	\$0	0.0%
State Funds	\$120,905	3.1%
Federal Assistance	\$3,686,342	94.6%
Other Funds	\$0	0.0%
Total Operating Funds Expended	\$3,895,531	100.0%

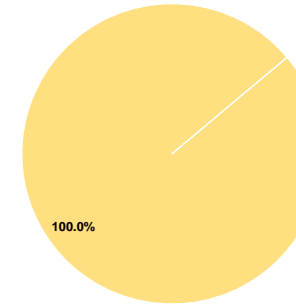
Sources of Capital Funds Expended

Fare Revenues	\$0	0.0%
Local Funds	\$0	0.0%
State Funds	\$0	0.0%
Federal Assistance	\$1,933,882	100.0%
Other Funds	\$0	0.0%
Total Capital Funds Expended	\$1,933,882	100.0%

Operating Funding Sources



Capital Funding Sources



Performance Measure Targets - 2022

- Performance Measure - Asset Type - Target % not in State of Good Repair
- Equipment - Automobiles - 15%
- Equipment - Trucks and other Rubber Tire Vehicles - 15%
- Facility - Administrative / Maintenance Facilities - 15%
- Facility - Passenger / Parking Facilities - 15%
- Rolling Stock - AO - Automobile - 15%
- Rolling Stock - BU - Bus - 15%
- Rolling Stock - CU - Cutaway - 15%
- Rolling Stock - MV - Minivan - 15%
- Rolling Stock - SV - Sports Utility Vehicle - 15%
- Rolling Stock - VN - Van - 15%

Modal Characteristics

Operation Characteristics

Vehicles Operated at Maximum Service

Mode	Directly Operated	Purchased Transportation	Operating Expenses	Fare Revenues	Uses of Capital Funds	Annual Unlinked Trips	Annual Vehicle Revenue Miles	Annual Vehicle Revenue Hours
Demand Response	82	-	\$3,895,531	\$88,284	\$1,933,882	156,018	1,055,896	66,689
Total	82	-	\$3,895,531	\$88,284	\$1,933,882	156,018	1,055,896	66,689

Performance Measures

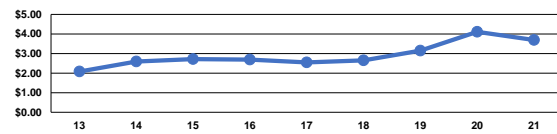
Service Efficiency

Mode	Operating Expenses per Vehicle Revenue Mile	Operating Expenses per Vehicle Revenue Hour
Demand Response	\$3.69	\$58.41
Total	\$3.69	\$58.41

Service Effectiveness

Mode	Operating Expenses per Unlinked Passenger Trip	Unlinked Trips per Vehicle Revenue Mile	Unlinked Trips per Vehicle Revenue Hour
Demand Response	\$24.97	0.1	2.3
Total	\$24.97	0.1	2.3

Operating Expense per Vehicle Revenue Mile: Agency Total



Unlinked Passenger Trips per Vehicle Revenue Mile: Agency Total

