

General Information

Service Consumption

57,498 Annual Unlinked Trips (UPT)

Service Supplied

1,246,361 Annual Vehicle Revenue Miles (VRM)
 56,864 Annual Vehicle Revenue Hours (VRH)

Summary of Operating Expenses (OE)

\$5,055,960 Total Operating Expenses

Database Information

NTDID: 6R05-60243
 Reporter Type: Rural General Public Transit
 Asset Type: Tier II
 Sponsor NTDID: 6R05

Assets

Revenue Vehicles 167
 Service Vehicles 7
 Facilities 6

Financial Information

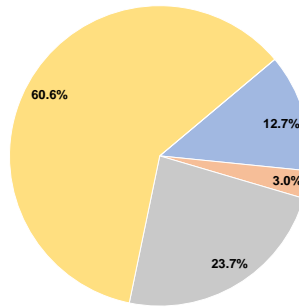
Sources of Operating Funds Expended

Fare Revenues	\$642,317	12.7%
Local Funds	\$150,418	3.0%
State Funds	\$1,197,470	23.7%
Federal Assistance	\$3,065,755	60.6%
Other Funds	\$0	0.0%
Total Operating Funds Expended	\$5,055,960	100.0%

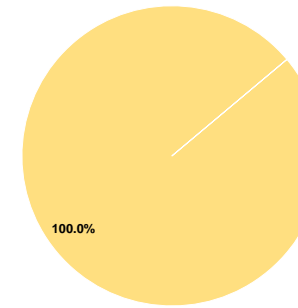
Sources of Capital Funds Expended

Fare Revenues	\$0	0.0%
Local Funds	\$0	0.0%
State Funds	\$0	0.0%
Federal Assistance	\$1,942,881	100.0%
Other Funds	\$0	0.0%
Total Capital Funds Expended	\$1,942,881	100.0%

Operating Funding Sources



Capital Funding Sources



Performance Measure Targets - 2022

Performance Measure - Asset Type - Target % not in State of Good Repair
 Equipment - Automobiles - 15%
 Equipment - Trucks and other Rubber Tire Vehicles - 15%
 Facility - Administrative / Maintenance Facilities - 15%
 Facility - Passenger / Parking Facilities - 15%
 Rolling Stock - AO - Automobile - 15%
 Rolling Stock - BU - Bus - 15%
 Rolling Stock - CU - Cutaway - 15%
 Rolling Stock - MV - Minivan - 15%
 Rolling Stock - SV - Sports Utility Vehicle - 15%
 Rolling Stock - VN - Van - 15%

Modal Characteristics

Operation Characteristics

Vehicles Operated at Maximum Service

Mode	Directly Operated	Purchased Transportation	Operating Expenses	Fare Revenues	Uses of Capital Funds	Annual Unlinked Trips	Annual Vehicle Revenue Miles	Annual Vehicle Revenue Hours
Demand Response	110	-	\$5,055,960	\$642,317	\$1,942,881	57,498	1,246,361	56,864
Total	110	-	\$5,055,960	\$642,317	\$1,942,881	57,498	1,246,361	56,864

Performance Measures

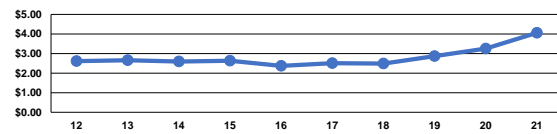
Service Efficiency

Mode	Operating Expenses per Vehicle Revenue Mile	Operating Expenses per Vehicle Revenue Hour
Demand Response	\$4.06	\$88.91
Total	\$4.06	\$88.91

Service Effectiveness

Mode	Operating Expenses per Unlinked Passenger Trip	Unlinked Trips per Vehicle Revenue Mile	Unlinked Trips per Vehicle Revenue Hour
Demand Response	\$87.93	0.0	1.0
Total	\$87.93	0.0	1.0

Operating Expense per Vehicle Revenue Mile: Agency Total



Unlinked Passenger Trips per Vehicle Revenue Mile: Agency Total

