

General Information

Service Consumption

13,658 Annual Unlinked Trips (UPT)

Service Supplied

209,696 Annual Vehicle Revenue Miles (VRM)
 11,064 Annual Vehicle Revenue Hours (VRH)

Summary of Operating Expenses (OE)

\$1,090,092 Total Operating Expenses

Database Information

NTDID: 6R05-60264
 Reporter Type: Rural General Public Transit
 Asset Type: Tier II
 Sponsor NTDID: 6R05

Assets

Revenue Vehicles 40
 Service Vehicles 6
 Facilities 2

Financial Information

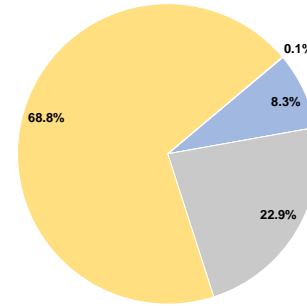
Sources of Operating Funds Expended

Fare Revenues	\$90,427	8.3%
Local Funds	\$0	0.0%
State Funds	\$249,176	22.9%
Federal Assistance	\$749,923	68.8%
Other Funds	\$566	0.1%
Total Operating Funds Expended	\$1,090,092	100.0%

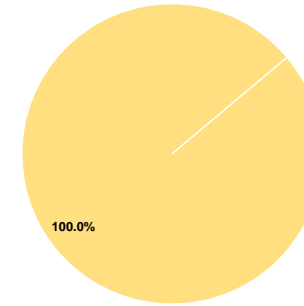
Sources of Capital Funds Expended

Fare Revenues	\$0	0.0%
Local Funds	\$0	0.0%
State Funds	\$0	0.0%
Federal Assistance	\$546,208	100.0%
Other Funds	\$0	0.0%
Total Capital Funds Expended	\$546,208	100.0%

Operating Funding Sources



Capital Funding Sources



Performance Measure Targets - 2022

- Performance Measure - Asset Type - Target % not in State of Good Repair
- Equipment - Automobiles - 15%
- Equipment - Trucks and other Rubber Tire Vehicles - 15%
- Facility - Administrative / Maintenance Facilities - 15%
- Facility - Passenger / Parking Facilities - 15%
- Rolling Stock - AO - Automobile - 15%
- Rolling Stock - BU - Bus - 15%
- Rolling Stock - CU - Cutaway - 15%
- Rolling Stock - MV - Minivan - 15%
- Rolling Stock - SV - Sports Utility Vehicle - 15%
- Rolling Stock - VN - Van - 15%

Modal Characteristics

Operation Characteristics

Vehicles Operated at Maximum Service

Mode	Directly Operated	Purchased Transportation	Operating Expenses	Fare Revenues	Uses of Capital Funds	Annual Unlinked Trips	Annual Vehicle Revenue Miles	Annual Vehicle Revenue Hours
Demand Response	32	-	\$1,090,092	\$90,427	\$546,208	13,658	209,696	11,064
Total	32	-	\$1,090,092	\$90,427	\$546,208	13,658	209,696	11,064

Performance Measures

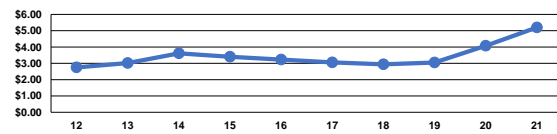
Service Efficiency

Mode	Operating Expenses per Vehicle Revenue Mile	Operating Expenses per Vehicle Revenue Hour
Demand Response	\$5.20	\$98.53
Total	\$5.20	\$98.53

Service Effectiveness

Mode	Operating Expenses per Unlinked Passenger Trip	Unlinked Trips per Vehicle Revenue Mile	Unlinked Trips per Vehicle Revenue Hour
Demand Response	\$79.81	0.1	1.2
Total	\$79.81	0.1	1.2

Operating Expense per Vehicle Revenue Mile: Agency Total



Unlinked Passenger Trips per Vehicle Revenue Mile: Agency Total

