

General Information

Urbanized Area Statistics - 2010 Census

Lawrence, KS
 30 Square Miles
 88,053 Population
 332 Pop. Rank out of 498 UZAs

Service Consumption

1,998,819 Annual Passenger Miles (PMT)
 639,527 Annual Unlinked Trips (UPT)
 2,235 Average Weekday Unlinked Trips
 1,251 Average Saturday Unlinked Trips
 0 Average Sunday Unlinked Trips

Database Information

NTDID: 70048
 Reporter Type: Full Reporter
 Asset Type: Tier II
 Sponsor NTDID: 7R02

Service Area Statistics

29 Square Miles
 98,338 Population

Service Supplied

1,241,207 Annual Vehicle Revenue Miles (VRM)
 102,917 Annual Vehicle Revenue Hours (VRH)
 40 Vehicles Operated in Maximum Service (VOMS)
 50 Vehicles Available for Maximum Service (VAMS)

Assets

Revenue Vehicles 64
 Service Vehicles 1
 Facilities -
 Track Miles
 Lane Miles

Modal Characteristics

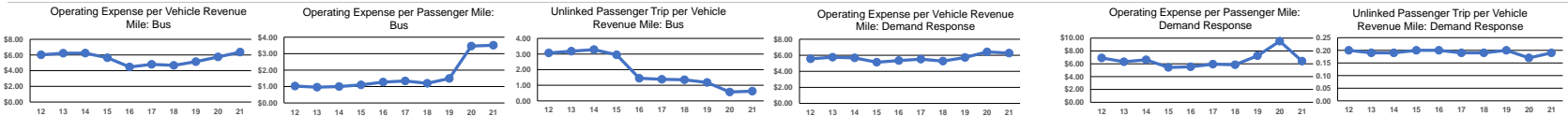
Modal Overview	Vehicles Operated in Maximum Service		Uses of Capital Funds					Total
	Directly Operated	Purchased Transportation	Revenue Vehicles	Systems and Guideways	Facilities and Stations	Other		
Demand Response	-	19 ¹	\$0	\$0	\$0	\$0	\$0	
Bus	-	21 ¹	\$0	\$0	\$182,205	\$0	\$182,205	
Total	-	40	\$0	\$0	\$182,205	\$0	\$182,205	

Operation Characteristics

Mode	Operating Expenses	Fare Revenues	Uses of Capital Funds	Annual Passenger Miles	Annual Unlinked Trips	Annual Vehicle Revenue Miles	Annual Vehicle Revenue Hours	Fixed Guideway Directional Route Miles	Vehicles Available for Maximum Service	Vehicles Operated in Maximum Service	Percent Spare Vehicles	Average Fleet Age in Years ^a
Demand Response	\$1,890,227 ¹	\$88,771 ¹	\$0	294,828	57,960	301,677	24,692	0.0	23	19 ¹	21.1%	5.3
Bus	\$5,985,721 ¹	\$205,237 ¹	\$182,205	1,703,991	581,567	939,530	78,225	0.0	27	21 ¹	28.6%	7.0
Total	\$7,875,948	\$294,008	\$182,205	1,998,819	639,527	1,241,207	102,917	0.0	50	40	20.0%	

Performance Measures

Mode	Service Efficiency		Service Effectiveness	
	Operating Expenses per Vehicle Revenue Mile	Operating Expenses per Vehicle Revenue Hour	Operating Expenses per Passenger Mile	Operating Expenses per Unlinked Passenger Trip
Demand Response	\$6.27	\$76.55	\$6.41	\$32.61
Bus	\$6.37	\$76.52	\$3.51	\$10.29
Total	\$6.35	\$76.53	\$3.94	\$12.32



Notes:

^aDemand Response - Taxi (DR/TX) and non-dedicated fleets do not report fleet age data.

¹Includes data for a contract with another reporter.

*This agency has a purchased transportation relationship in which they buy service from First Transit (NTDID: Entity that Does Not Report to NTD), and in which the data are captured in this report for mode DR/PT.

*This agency has a purchased transportation relationship in which they buy service from First Transit (NTDID: Entity that Does Not Report to NTD), and in which the data are captured in this report for mode MB/PT.

Financial Information

Sources of Operating Funds Expended

Fares and Directly Generated \$299,958 3.7%
 Local Funds \$3,214,476 40.0%
 State Funds \$1,046,185 13.0%
 Federal Assistance \$3,470,196 43.2%

Total Operating Funds Expended \$8,030,815 100.0%

Sources of Capital Funds Expended

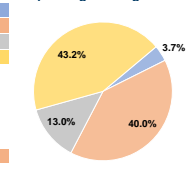
Fares and Directly Generated \$0 0.0%
 Local Funds \$182,205 100.0%
 State Funds \$0 0.0%
 Federal Assistance \$0 0.0%

Total Capital Funds Expended \$182,205 100.0%

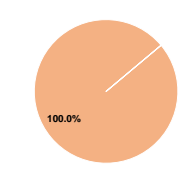
Summary of Operating Expenses (OE)

Labor \$415,907 5.3%
 Materials and Supplies \$686,549 8.7%
 Purchased Transportation \$5,642,135 71.6%
 Other Operating Expenses \$1,131,357 14.4%
 Total Operating Expenses \$7,875,948 100.0%
 Reconciling OE Cash Expenditures \$154,867
 Purchased Transportation (Reported Separately) \$0

Operating Funding Sources



Capital Funding Sources



Performance Measure Targets - 2022

Performance Measure - Asset Type - Target % not in State of Good Repair
 Equipment - Automobiles - 75%
 Equipment - Trucks and other Rubber Tire Vehicles - 75%
 Facility - Administrative / Maintenance Facilities - 25%
 Facility - Passenger / Parking Facilities - 25%
 Rolling Stock - BU - Bus - 25%
 Rolling Stock - CU - Cutaway - 25%
 Rolling Stock - MV - Minivan - 25%
 Rolling Stock - VN - Van - 25%