

General Information

Urbanized Area (UZA) Statistics - 2010 Census

Wichita, KS
 215 Square Miles
 472,870 Population
 83 Pop. Rank out of 498 UZAs

Other UZAs Served

0 Kansas Non-UZA

Service Area Statistics

10 Square Miles
 25,625 Population

Service Consumption

9,289 Annual Unlinked Trips (UPT)

Service Supplied

26,930 Annual Vehicle Revenue Miles (VRM)
 2,480 Annual Vehicle Revenue Hours (VRH)

Database Information

NTDID: 70055
 Reporter Type: Reduced Reporter

Asset Type: Tier II
 Sponsor NTDID: A0024

Financial Information

Sources of Operating Funds Expended

Fare Revenues	\$14,556	12.1%
Local Funds	\$60,716	50.5%
State Funds	\$0	0.0%
Federal Assistance	\$41,689	34.7%
Other Funds	\$3,350	2.8%
Total Operating Funds Expended	\$120,311	100.0%

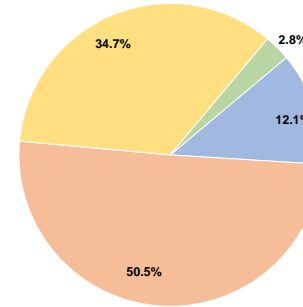
Sources of Capital Funds Expended

Fare Revenues	\$0
Local Funds	\$0
State Funds	\$0
Federal Assistance	\$0
Other Funds	\$0
Total Capital Funds Expended	\$0

Assets

Revenue Vehicles	2
Service Vehicles	0
Facilities	0

Operating Funding Sources



Performance Measure Targets - 2022

Performance Measure - Asset Type - Target % not in State of Good Repair
 Rolling Stock - VN - Van - 0%

Modal Characteristics

Operation Characteristics

Vehicles Operated at Maximum Service

Mode	Directly Operated	Purchased Transportation	Operating Expenses	Fare Revenues	Uses of Capital Funds	Annual Unlinked Trips	Annual Vehicle Revenue Miles	Annual Vehicle Revenue Hours	Average Fleet Age in Years ^a
Demand Response	1	-	\$120,311	\$14,556	\$0	9,289	26,930	2,480	4.0
Total	1	-	\$120,311	\$14,556	\$0	9,289	26,930	2,480	

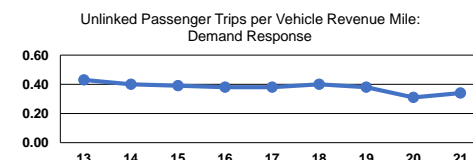
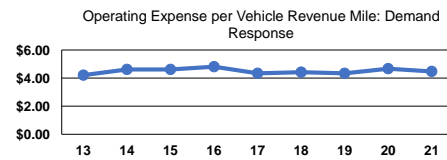
Performance Measures

Service Efficiency

Mode	Operating Expenses per Vehicle Revenue Mile	Operating Expenses per Vehicle Revenue Hour
Demand Response	\$4.47	\$48.51
Total	\$4.47	\$48.51

Service Effectiveness

Mode	Operating Expenses per Unlinked Passenger Trip	Unlinked Trips per Vehicle Revenue Mile	Unlinked Trips per Vehicle Revenue Hour
Demand Response	\$12.95	0.3	3.7
Total	\$12.95	0.3	3.7



Notes:

^aDemand Response - Taxi (DR/TX) and non-dedicated fleets do not report fleet age data.