

General Information

Federally Recognized Tribal Statistical Areas
 Prairie Band of Potawatomi Nation Reservation, KS

Service Consumption
 5,959 Annual Unlinked Trips (UPT)

Service Supplied
 99,555 Annual Vehicle Revenue Miles (VRM)
 2,351 Annual Vehicle Revenue Hours (VRH)

Database Information

NTDID: 77075 Asset Type: Tier II
 Reporter Type: Tribal Reporter Sponsor NTDID: 7R02

Financial Information

Sources of Operating Funds Expended

Fare Revenues	\$9,159	1.8%
Local Funds	\$30,140	5.9%
State Funds	\$0	0.0%
Federal Assistance	\$473,508	92.3%
Other Funds	\$0	0.0%
Total Operating Funds Expended	\$512,807	100.0%

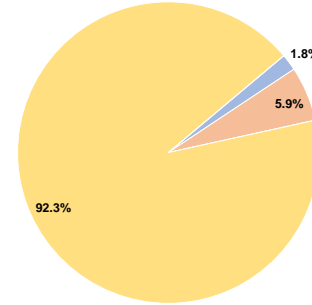
Sources of Capital Funds Expended

Fare Revenues	\$0
Local Funds	\$0
State Funds	\$0
Federal Assistance	\$0
Other Funds	\$0
Total Capital Funds Expended	\$0

Assets

Revenue Vehicles	7
Service Vehicles	1
Facilities	0

Operating Funding Sources



Performance Measure Targets - 2022

- Performance Measure - Asset Type - Target % not in State of Good Repair
- Equipment - Automobiles - 75%
- Equipment - Trucks and other Rubber Tire Vehicles - 75%
- Facility - Administrative / Maintenance Facilities - 25%
- Facility - Passenger / Parking Facilities - 25%
- Rolling Stock - BU - Bus - 25%
- Rolling Stock - CU - Cutaway - 25%
- Rolling Stock - MV - Minivan - 25%
- Rolling Stock - VN - Van - 25%

Modal Characteristics

Operation Characteristics

Vehicles Operated at Maximum Service

Mode	Directly Operated	Purchased Transportation	Operating Expenses	Fare Revenues	Uses of Capital Funds	Annual Unlinked Trips	Annual Vehicle Revenue Miles	Annual Vehicle Revenue Hours	Average Fleet Age in Years ^a
Demand Response	7	-	\$512,807	\$9,159	\$0	5,959	99,555	2,351	3.9
Total	7	-	\$512,807	\$9,159	\$0	5,959	99,555	2,351	

Performance Measures

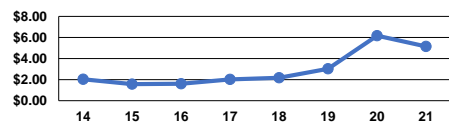
Service Efficiency

Mode	Operating Expenses per Vehicle Revenue Mile	Operating Expenses per Vehicle Revenue Hour
Demand Response	\$5.15	\$218.12
Total	\$5.15	\$218.12

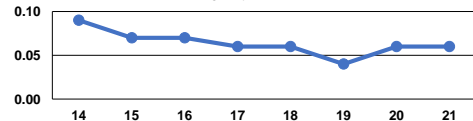
Service Effectiveness

Mode	Operating Expenses per Unlinked Passenger Trip	Unlinked Trips per Vehicle Revenue Mile	Unlinked Trips per Vehicle Revenue Hour
Demand Response	\$86.06	0.1	2.5
Total	\$86.06	0.1	2.5

Operating Expense per Vehicle Revenue Mile: Agency Total



Unlinked Passenger Trips per Vehicle Revenue Mile: Agency Total



Notes:

^aDemand Response - Taxi (DR/TX) and non-dedicated fleets do not report fleet age data.