

**General Information**

**Service Consumption**

53,555 Annual Unlinked Trips (UPT)

**Service Supplied**

302,739 Annual Vehicle Revenue Miles (VRM)  
 22,626 Annual Vehicle Revenue Hours (VRH)

**Summary of Operating Expenses (OE)**

\$1,297,019 Total Operating Expenses

**Database Information**

NTDID: 7R01-70136  
 Reporter Type: Rural General Public Transit  
 Asset Type: Tier II  
 Sponsor NTDID: 7R01

**Assets**

Revenue Vehicles 44  
 Service Vehicles -  
 Facilities 3

**Financial Information**

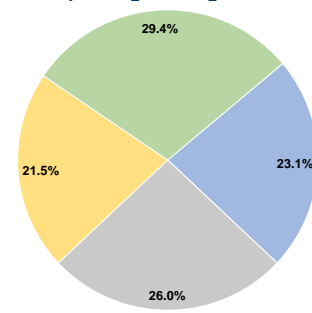
**Sources of Operating Funds Expended**

Fare Revenues	\$300,037	23.1%
Local Funds	\$0	0.0%
State Funds	\$336,849	26.0%
Federal Assistance	\$278,775	21.5%
Other Funds	\$381,358	29.4%
<b>Total Operating Funds Expended</b>	<b>\$1,297,019</b>	<b>100.0%</b>

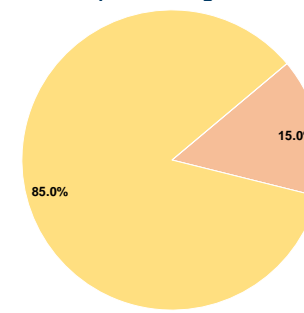
**Sources of Capital Funds Expended**

Fare Revenues	\$0	0.0%
Local Funds	\$36,069	15.0%
State Funds	\$0	0.0%
Federal Assistance	\$204,391	85.0%
Other Funds	\$0	0.0%
<b>Total Capital Funds Expended</b>	<b>\$240,460</b>	<b>100.0%</b>

**Operating Funding Sources**



**Capital Funding Sources**



**Performance Measure Targets - 2022**

Performance Measure - Asset Type - Target % not in State of Good Repair  
 Equipment - Automobiles - 20%  
 Equipment - Trucks and other Rubber Tire Vehicles - 65%  
 Facility - Administrative / Maintenance Facilities - 0%  
 Rolling Stock - AO - Automobile - 20%  
 Rolling Stock - BU - Bus - 17%  
 Rolling Stock - CU - Cutaway - 35%  
 Rolling Stock - MV - Minivan - 32%  
 Rolling Stock - VN - Van - 56%

**Modal Characteristics**

**Operation Characteristics**

**Vehicles Operated at Maximum Service**

Mode	Directly Operated	Purchased Transportation	Operating Expenses	Fare Revenues	Uses of Capital Funds	Annual Unlinked Trips	Annual Vehicle Revenue Miles	Annual Vehicle Revenue Hours
Demand Response	15	-	\$1,297,019	\$300,037	\$240,460	53,555	302,739	22,626
<b>Total</b>	<b>15</b>	<b>-</b>	<b>\$1,297,019</b>	<b>\$300,037</b>	<b>\$240,460</b>	<b>53,555</b>	<b>302,739</b>	<b>22,626</b>

**Performance Measures**

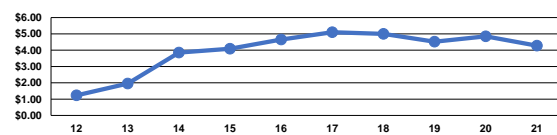
**Service Efficiency**

Mode	Operating Expenses per Vehicle Revenue Mile	Operating Expenses per Vehicle Revenue Hour
Demand Response	\$4.28	\$57.32
<b>Total</b>	<b>\$4.28</b>	<b>\$57.32</b>

**Service Effectiveness**

Mode	Operating Expenses per Unlinked Passenger Trip	Unlinked Trips per Vehicle Revenue Mile	Unlinked Trips per Vehicle Revenue Hour
Demand Response	\$24.22	0.2	2.4
<b>Total</b>	<b>\$24.22</b>	<b>0.2</b>	<b>2.4</b>

Operating Expense per Vehicle Revenue Mile: Agency Total



Unlinked Passenger Trips per Vehicle Revenue Mile: Agency Total

