

**General Information**

**Service Consumption**

93,216 Annual Unlinked Trips (UPT)

**Service Supplied**

673,633 Annual Vehicle Revenue Miles (VRM)  
 26,375 Annual Vehicle Revenue Hours (VRH)

**Summary of Operating Expenses (OE)**

\$2,183,193 Total Operating Expenses

**Database Information**

NTDID: 7R01-70224  
 Reporter Type: Rural General Public Transit  
 Asset Type: Tier II  
 Sponsor NTDID: 7R01

**Assets**

Revenue Vehicles 66  
 Service Vehicles 1  
 Facilities 3

**Financial Information**

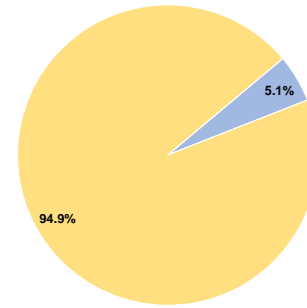
**Sources of Operating Funds Expended**

Fare Revenues	\$112,283	5.1%
Local Funds	\$0	0.0%
State Funds	\$0	0.0%
Federal Assistance	\$2,070,910	94.9%
Other Funds	\$0	0.0%
<b>Total Operating Funds Expended</b>	<b>\$2,183,193</b>	<b>100.0%</b>

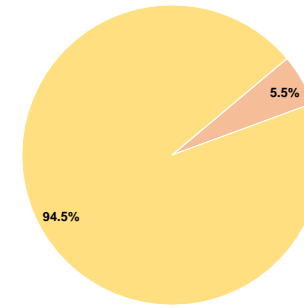
**Sources of Capital Funds Expended**

Fare Revenues	\$0	0.0%
Local Funds	\$28,026	5.5%
State Funds	\$0	0.0%
Federal Assistance	\$479,701	94.5%
Other Funds	\$0	0.0%
<b>Total Capital Funds Expended</b>	<b>\$507,727</b>	<b>100.0%</b>

**Operating Funding Sources**



**Capital Funding Sources**



**Performance Measure Targets - 2022**

Performance Measure - Asset Type - Target % not in State of Good Repair  
 Equipment - Automobiles - 20%  
 Equipment - Trucks and other Rubber Tire Vehicles - 65%  
 Facility - Administrative / Maintenance Facilities - 0%  
 Rolling Stock - AO - Automobile - 20%  
 Rolling Stock - BU - Bus - 17%  
 Rolling Stock - CU - Cutaway - 35%  
 Rolling Stock - MV - Minivan - 32%  
 Rolling Stock - VN - Van - 56%

**Modal Characteristics**

**Operation Characteristics**

**Vehicles Operated at Maximum Service**

Mode	Directly Operated	Purchased Transportation	Operating Expenses	Fare Revenues	Uses of Capital Funds	Annual Unlinked Trips	Annual Vehicle Revenue Miles	Annual Vehicle Revenue Hours
Demand Response	53	-	\$2,183,193	\$112,283	\$507,727	93,216	673,633	26,375
<b>Total</b>	<b>53</b>	<b>-</b>	<b>\$2,183,193</b>	<b>\$112,283</b>	<b>\$507,727</b>	<b>93,216</b>	<b>673,633</b>	<b>26,375</b>

**Performance Measures**

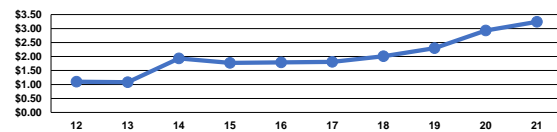
**Service Efficiency**

Mode	Operating Expenses per Vehicle Revenue Mile	Operating Expenses per Vehicle Revenue Hour
Demand Response	\$3.24	\$82.78
<b>Total</b>	<b>\$3.24</b>	<b>\$82.78</b>

**Service Effectiveness**

Mode	Operating Expenses per Unlinked Passenger Trip	Unlinked Trips per Vehicle Revenue Mile	Unlinked Trips per Vehicle Revenue Hour
Demand Response	\$23.42	0.1	3.5
<b>Total</b>	<b>\$23.42</b>	<b>0.1</b>	<b>3.5</b>

Operating Expense per Vehicle Revenue Mile: Agency Total



Unlinked Passenger Trips per Vehicle Revenue Mile: Agency Total

