http://www.morriscountyks.org
501 W Main St Ste 8
Council Grove, Ks 66846-1701

Morris County Transportation (formerly Morris Co Senior Citizens
2021 Annual Agency Profile

General Information

Service Consumption

4,657 **Annual Unlinked Trips (UPT)**

Service Supplied

69,787 **Annual Vehicle Revenue Miles (VRM)**
4,022 **Annual Vehicle Revenue Hours (VRH)**

Summary of Operating Expenses (OE)

$134,583 **Total Operating Expenses**

Database Information

NTDID: 7R02-70072
Reporter Type: Rural General Public Transit
Asset Type: Tier II
Sponsor NTDID: 7R02

Assets

Revenue Vehicles	4
Service Vehicles	-
Facilities	-

Financial Information

Sources of Operating Funds Expended

Fare Revenues	$15,585	11.6%
Local Funds	$0	0.0%
State Funds	$0	0.0%
Federal Assistance	$118,998	88.4%
Other Funds	$0	0.0%
Total Operating Funds Expended	**$134,583**	100.0%

Sources of Capital Funds Expended

Fare Revenues	$0
Local Funds	$0
State Funds	$0
Federal Assistance	$0
Other Funds	$0
Total Capital Funds Expended	**$0**

Operating Funding Sources

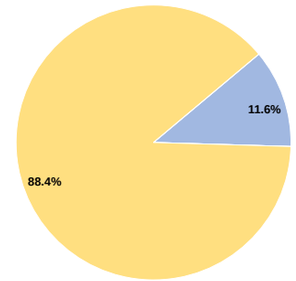

Performance Measure Targets - 2022

Performance Measure - Asset Type - Target % not in State of Good Repair
Equipment - Automobiles - 75%
Equipment - Trucks and other Rubber Tire Vehicles - 75%
Facility - Administrative / Maintenance Facilities - 25%
Facility - Passenger / Parking Facilities - 25%
Rolling Stock - BU - Bus - 25%
Rolling Stock - CU - Cutaway - 25%
Rolling Stock - MV - Minivan - 25%
Rolling Stock - VN - Van - 25%

Modal Characteristics

Operation Characteristics

Mode	Vehicles Operated at Maximum Service: Directly Operated	Vehicles Operated at Maximum Service: Purchased Transportation	Operating Expenses	Fare Revenues	Uses of Capital Funds	Annual Unlinked Trips	Annual Vehicle Revenue Miles	Annual Vehicle Revenue Hours
Demand Response	4	-	$134,583	$15,585	$0	4,657	69,787	4,022
Total	**4**	**-**	**$134,583**	**$15,585**	**$0**	**4,657**	**69,787**	**4,022**

Performance Measures

Service Efficiency

Mode	Operating Expenses per Vehicle Revenue Mile	Operating Expenses per Vehicle Revenue Hour
Demand Response	$1.93	$33.46
Total	**$1.93**	**$33.46**

Service Effectiveness

Mode	Operating Expenses per Unlinked Passenger Trip	Unlinked Trips per Vehicle Revenue Mile	Unlinked Trips per Vehicle Revenue Hour
Demand Response	$28.90	0.1	1.2
Total	**$28.90**	**0.1**	**1.2**

Operating Expense per Vehicle Revenue Mile: Agency Total

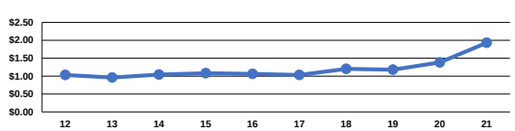
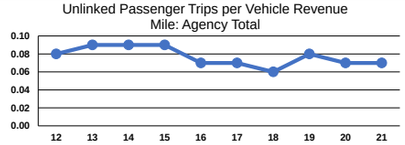
Unlinked Passenger Trips per Vehicle Revenue Mile: Agency Total