

General Information

Service Consumption

2,389 Annual Unlinked Trips (UPT)

Service Supplied

30,522 Annual Vehicle Revenue Miles (VRM)
828 Annual Vehicle Revenue Hours (VRH)

Summary of Operating Expenses (OE)

\$59,475 Total Operating Expenses

Database Information

NTDID: 7R02-70184
Reporter Type: Rural General Public Transit
Asset Type: Tier II
Sponsor NTDID: 7R02

Assets

Revenue Vehicles 4
Service Vehicles -
Facilities -

Financial Information

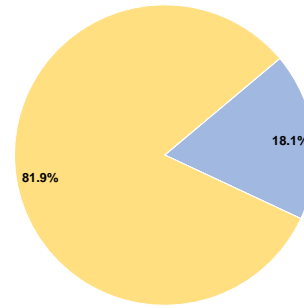
Sources of Operating Funds Expended

Fare Revenues	\$10,745	18.1%
Local Funds	\$0	0.0%
State Funds	\$0	0.0%
Federal Assistance	\$48,730	81.9%
Other Funds	\$0	0.0%
Total Operating Funds Expended	\$59,475	100.0%

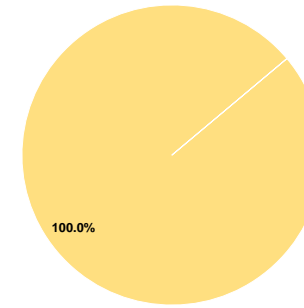
Sources of Capital Funds Expended

Fare Revenues	\$0	0.0%
Local Funds	\$0	0.0%
State Funds	\$0	0.0%
Federal Assistance	\$37,553	100.0%
Other Funds	\$0	0.0%
Total Capital Funds Expended	\$37,553	100.0%

Operating Funding Sources



Capital Funding Sources



Performance Measure Targets - 2022

Performance Measure - Asset Type - Target % not in State of Good Repair
Equipment - Automobiles - 75%
Equipment - Trucks and other Rubber Tire Vehicles - 75%
Facility - Administrative / Maintenance Facilities - 25%
Facility - Passenger / Parking Facilities - 25%
Rolling Stock - BU - Bus - 25%
Rolling Stock - CU - Cutaway - 25%
Rolling Stock - MV - Minivan - 25%
Rolling Stock - VN - Van - 25%

Modal Characteristics

Operation Characteristics

Vehicles Operated at Maximum Service

Mode	Directly Operated	Purchased Transportation	Operating Expenses	Fare Revenues	Uses of Capital Funds	Annual Unlinked Trips	Annual Vehicle Revenue Miles	Annual Vehicle Revenue Hours
Demand Response	3	-	\$59,475	\$10,745	\$37,553	2,389	30,522	828
Total	3	-	\$59,475	\$10,745	\$37,553	2,389	30,522	828

Performance Measures

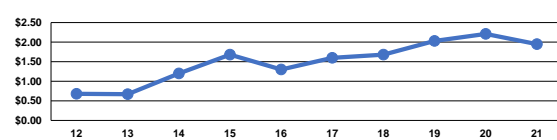
Service Efficiency

Mode	Operating Expenses per Vehicle Revenue Mile	Operating Expenses per Vehicle Revenue Hour
Demand Response	\$1.95	\$71.83
Total	\$1.95	\$71.83

Service Effectiveness

Mode	Operating Expenses per Unlinked Passenger Trip	Unlinked Trips per Vehicle Revenue Mile	Unlinked Trips per Vehicle Revenue Hour
Demand Response	\$24.90	0.1	2.9
Total	\$24.90	0.1	2.9

Operating Expense per Vehicle Revenue Mile: Agency Total



Unlinked Passenger Trips per Vehicle Revenue Mile: Agency Total

