

**General Information**

**Service Consumption**

4,321 Annual Unlinked Trips (UPT)

**Service Supplied**

59,740 Annual Vehicle Revenue Miles (VRM)  
4,269 Annual Vehicle Revenue Hours (VRH)

**Summary of Operating Expenses (OE)**

\$397,130 Total Operating Expenses

**Database Information**

NTDID: 7R02-70201  
Reporter Type: Rural General Public Transit  
Asset Type: Tier II  
Sponsor NTDID: 7R02

**Assets**

Revenue Vehicles 4  
Service Vehicles -  
Facilities -

**Financial Information**

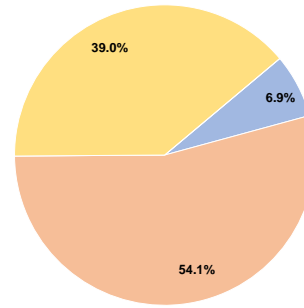
**Sources of Operating Funds Expended**

Fare Revenues	\$27,280	6.9%
Local Funds	\$215,000	54.1%
State Funds	\$0	0.0%
Federal Assistance	\$154,850	39.0%
Other Funds	\$0	0.0%
<b>Total Operating Funds Expended</b>	<b>\$397,130</b>	<b>100.0%</b>

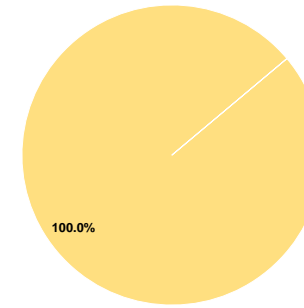
**Sources of Capital Funds Expended**

Fare Revenues	\$0	0.0%
Local Funds	\$0	0.0%
State Funds	\$0	0.0%
Federal Assistance	\$39,342	100.0%
Other Funds	\$0	0.0%
<b>Total Capital Funds Expended</b>	<b>\$39,342</b>	<b>100.0%</b>

**Operating Funding Sources**



**Capital Funding Sources**



**Performance Measure Targets - 2022**

Performance Measure - Asset Type - Target % not in State of Good Repair  
Equipment - Automobiles - 75%  
Equipment - Trucks and other Rubber Tire Vehicles - 75%  
Facility - Administrative / Maintenance Facilities - 25%  
Facility - Passenger / Parking Facilities - 25%  
Rolling Stock - BU - Bus - 25%  
Rolling Stock - CU - Cutaway - 25%  
Rolling Stock - MV - Minivan - 25%  
Rolling Stock - VN - Van - 25%

**Modal Characteristics**

**Operation Characteristics**

**Vehicles Operated at Maximum Service**

Mode	Directly Operated	Purchased Transportation	Operating Expenses	Fare Revenues	Uses of Capital Funds	Annual Unlinked Trips	Annual Vehicle Revenue Miles	Annual Vehicle Revenue Hours
Demand Response	4	-	\$397,130	\$27,280	\$39,342	4,321	59,740	4,269
<b>Total</b>	<b>4</b>	<b>-</b>	<b>\$397,130</b>	<b>\$27,280</b>	<b>\$39,342</b>	<b>4,321</b>	<b>59,740</b>	<b>4,269</b>

**Performance Measures**

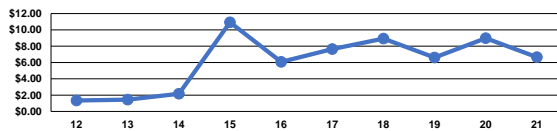
**Service Efficiency**

Mode	Operating Expenses per Vehicle Revenue Mile	Operating Expenses per Vehicle Revenue Hour
Demand Response	\$6.65	\$93.03
<b>Total</b>	<b>\$6.65</b>	<b>\$93.03</b>

**Service Effectiveness**

Mode	Operating Expenses per Unlinked Passenger Trip	Unlinked Trips per Vehicle Revenue Mile	Unlinked Trips per Vehicle Revenue Hour
Demand Response	\$91.91	0.1	1.0
<b>Total</b>	<b>\$91.91</b>	<b>0.1</b>	<b>1.0</b>

Operating Expense per Vehicle Revenue Mile: Agency Total



Unlinked Passenger Trips per Vehicle Revenue Mile: Agency Total

