

**General Information**

**Service Consumption**

6,469 Annual Unlinked Trips (UPT)

**Service Supplied**

80,865 Annual Vehicle Revenue Miles (VRM)  
4,103 Annual Vehicle Revenue Hours (VRH)

**Summary of Operating Expenses (OE)**

\$223,452 Total Operating Expenses

**Database Information**

NTDID: 7R02-70210  
Reporter Type: Rural General Public Transit  
Asset Type: Tier II  
Sponsor NTDID: 7R02

**Assets**

Revenue Vehicles 4  
Service Vehicles -  
Facilities -

**Financial Information**

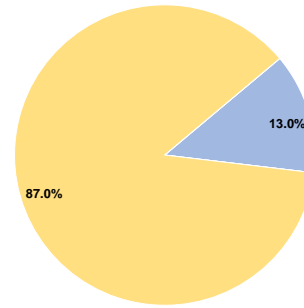
**Sources of Operating Funds Expended**

Fare Revenues	\$29,045	13.0%
Local Funds	\$0	0.0%
State Funds	\$0	0.0%
Federal Assistance	\$194,407	87.0%
Other Funds	\$0	0.0%
<b>Total Operating Funds Expended</b>	<b>\$223,452</b>	<b>100.0%</b>

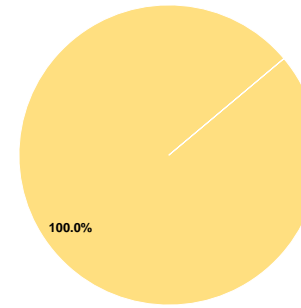
**Sources of Capital Funds Expended**

Fare Revenues	\$0	0.0%
Local Funds	\$0	0.0%
State Funds	\$0	0.0%
Federal Assistance	\$40,692	100.0%
Other Funds	\$0	0.0%
<b>Total Capital Funds Expended</b>	<b>\$40,692</b>	<b>100.0%</b>

**Operating Funding Sources**



**Capital Funding Sources**



**Performance Measure Targets - 2022**

Performance Measure - Asset Type - Target % not in State of Good Repair  
Equipment - Automobiles - 75%  
Equipment - Trucks and other Rubber Tire Vehicles - 75%  
Facility - Administrative / Maintenance Facilities - 25%  
Facility - Passenger / Parking Facilities - 25%  
Rolling Stock - BU - Bus - 25%  
Rolling Stock - CU - Cutaway - 25%  
Rolling Stock - MV - Minivan - 25%  
Rolling Stock - VN - Van - 25%

**Modal Characteristics**

**Operation Characteristics**

**Vehicles Operated at Maximum Service**

Mode	Directly Operated	Purchased Transportation	Operating Expenses	Fare Revenues	Uses of Capital Funds	Annual Unlinked Trips	Annual Vehicle Revenue Miles	Annual Vehicle Revenue Hours
Demand Response	4	-	\$223,452	\$29,045	\$40,692	6,469	80,865	4,103
<b>Total</b>	<b>4</b>	<b>-</b>	<b>\$223,452</b>	<b>\$29,045</b>	<b>\$40,692</b>	<b>6,469</b>	<b>80,865</b>	<b>4,103</b>

**Performance Measures**

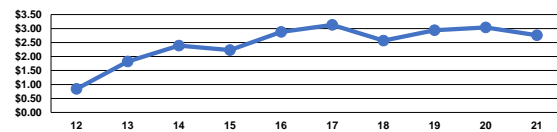
**Service Efficiency**

Mode	Operating Expenses per Vehicle Revenue Mile	Operating Expenses per Vehicle Revenue Hour
Demand Response	\$2.76	\$54.46
<b>Total</b>	<b>\$2.76</b>	<b>\$54.46</b>

**Service Effectiveness**

Mode	Operating Expenses per Unlinked Passenger Trip	Unlinked Trips per Vehicle Revenue Mile	Unlinked Trips per Vehicle Revenue Hour
Demand Response	\$34.54	0.1	1.6
<b>Total</b>	<b>\$34.54</b>	<b>0.1</b>	<b>1.6</b>

Operating Expense per Vehicle Revenue Mile: Agency Total



Unlinked Passenger Trips per Vehicle Revenue Mile: Agency Total

