

**General Information**

**Service Consumption**

14,683 Annual Unlinked Trips (UPT)

**Service Supplied**

221,965 Annual Vehicle Revenue Miles (VRM)  
 9,888 Annual Vehicle Revenue Hours (VRH)

**Summary of Operating Expenses (OE)**

\$526,123 Total Operating Expenses

**Database Information**

NTDID: 7R02-70222  
 Reporter Type: Rural General Public Transit  
 Asset Type: Tier II  
 Sponsor NTDID: 7R02

**Assets**

Revenue Vehicles 8  
 Service Vehicles -  
 Facilities -

**Financial Information**

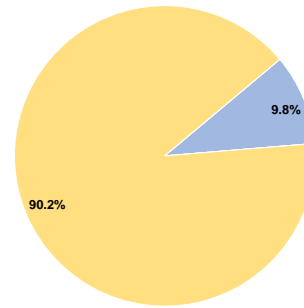
**Sources of Operating Funds Expended**

Fare Revenues	\$51,522	9.8%
Local Funds	\$0	0.0%
State Funds	\$0	0.0%
Federal Assistance	\$474,601	90.2%
Other Funds	\$0	0.0%
<b>Total Operating Funds Expended</b>	<b>\$526,123</b>	<b>100.0%</b>

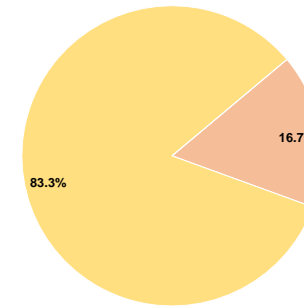
**Sources of Capital Funds Expended**

Fare Revenues	\$0	0.0%
Local Funds	\$44,119	16.7%
State Funds	\$0	0.0%
Federal Assistance	\$220,595	83.3%
Other Funds	\$0	0.0%
<b>Total Capital Funds Expended</b>	<b>\$264,714</b>	<b>100.0%</b>

**Operating Funding Sources**



**Capital Funding Sources**



**Performance Measure Targets - 2022**

Performance Measure - Asset Type - Target % not in State of Good Repair  
 Equipment - Automobiles - 75%  
 Equipment - Trucks and other Rubber Tire Vehicles - 75%  
 Facility - Administrative / Maintenance Facilities - 25%  
 Facility - Passenger / Parking Facilities - 25%  
 Rolling Stock - BU - Bus - 25%  
 Rolling Stock - CU - Cutaway - 25%  
 Rolling Stock - MV - Minivan - 25%  
 Rolling Stock - VN - Van - 25%

**Modal Characteristics**

**Operation Characteristics**

**Vehicles Operated at Maximum Service**

Mode	Directly Operated	Purchased Transportation	Operating Expenses	Fare Revenues	Uses of Capital Funds	Annual Unlinked Trips	Annual Vehicle Revenue Miles	Annual Vehicle Revenue Hours
Demand Response	8	-	\$526,123	\$51,522	\$264,714	14,683	221,965	9,888
<b>Total</b>	<b>8</b>	<b>-</b>	<b>\$526,123</b>	<b>\$51,522</b>	<b>\$264,714</b>	<b>14,683</b>	<b>221,965</b>	<b>9,888</b>

**Performance Measures**

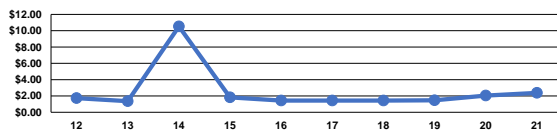
**Service Efficiency**

Mode	Operating Expenses per Vehicle Revenue Mile	Operating Expenses per Vehicle Revenue Hour
Demand Response	\$2.37	\$53.21
<b>Total</b>	<b>\$2.37</b>	<b>\$53.21</b>

**Service Effectiveness**

Mode	Operating Expenses per Unlinked Passenger Trip	Unlinked Trips per Vehicle Revenue Mile	Unlinked Trips per Vehicle Revenue Hour
Demand Response	\$35.83	0.1	1.5
<b>Total</b>	<b>\$35.83</b>	<b>0.1</b>	<b>1.5</b>

Operating Expense per Vehicle Revenue Mile: Agency Total



Unlinked Passenger Trips per Vehicle Revenue Mile: Agency Total

