http://www.enoa.org/
4780 S 131St St
Omaha, Ne 68137-1865

Eastern Nebraska
2021 Annual Agency Profile

General Information

Service Consumption

3,584 **Annual Unlinked Trips (UPT)**

Service Supplied

62,259 **Annual Vehicle Revenue Miles (VRM)**
2,052 **Annual Vehicle Revenue Hours (VRH)**

Summary of Operating Expenses (OE)

$328,794 **Total Operating Expenses**

Database Information

NTDID: 7R04-70160
Reporter Type: Rural General Public Transit
Asset Type: Tier II
Sponsor NTDID: 7R04

Assets

Revenue Vehicles	11
Service Vehicles	-
Facilities	-

Financial Information

Sources of Operating Funds Expended

Fare Revenues	$15,809	4.8%
Local Funds	$0	0.0%
State Funds	$0	0.0%
Federal Assistance	$312,985	95.2%
Other Funds	$0	0.0%
Total Operating Funds Expended	**$328,794**	100.0%

Sources of Capital Funds Expended

Fare Revenues	$0
Local Funds	$0
State Funds	$0
Federal Assistance	$0
Other Funds	$0
Total Capital Funds Expended	**$0**

Operating Funding Sources

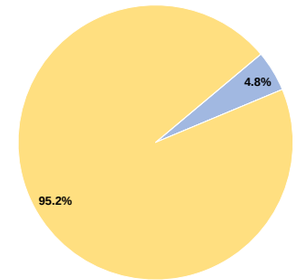

Performance Measure Targets - 2022

Performance Measure - Asset Type - Target % not in State of Good Repair
Equipment - Trucks and other Rubber Tire Vehicles - 100%
Facility - Administrative / Maintenance Facilities - 0%
Rolling Stock - AO - Automobile - 0%
Rolling Stock - BU - Bus - 30%
Rolling Stock - CU - Cutaway - 30%
Rolling Stock - MV - Minivan - 30%
Rolling Stock - SV - Sports Utility Vehicle - 100%
Rolling Stock - VN - Van - 30%

Modal Characteristics

Operation Characteristics

Mode	Vehicles Operated at Maximum Service: Directly Operated	Vehicles Operated at Maximum Service: Purchased Transportation	Operating Expenses	Fare Revenues	Uses of Capital Funds	Annual Unlinked Trips	Annual Vehicle Revenue Miles	Annual Vehicle Revenue Hours
Demand Response	6	-	$328,794	$15,809	$0	3,584	62,259	2,052
Total	**6**	**-**	**$328,794**	**$15,809**	**$0**	**3,584**	**62,259**	**2,052**

Performance Measures

Service Efficiency

Mode	Operating Expenses per Vehicle Revenue Mile	Operating Expenses per Vehicle Revenue Hour
Demand Response	$5.28	$160.23
Total	**$5.28**	**$160.23**

Service Effectiveness

Mode	Operating Expenses per Unlinked Passenger Trip	Unlinked Trips per Vehicle Revenue Mile	Unlinked Trips per Vehicle Revenue Hour
Demand Response	$91.74	0.1	1.7
Total	**$91.74**	**0.1**	**1.7**

Operating Expense per Vehicle Revenue Mile: Agency Total

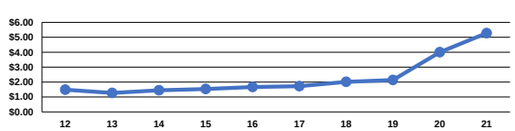
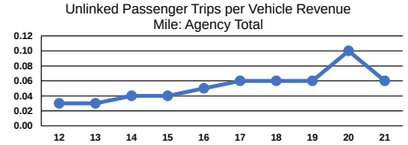
Unlinked Passenger Trips per Vehicle Revenue Mile: Agency Total