http://www.tecumsehne.com/public-transit.html
122 S 4Th St
Tecumseh, Ne 68450-2164

City Of Tecumseh
2021 Annual Agency Profile

General Information

Service Consumption
3,866 **Annual Unlinked Trips (UPT)**

Service Supplied
3,878 **Annual Vehicle Revenue Miles (VRM)**
545 **Annual Vehicle Revenue Hours (VRH)**

Summary of Operating Expenses (OE)
$78,633 **Total Operating Expenses**

Database Information
NTDID: 7R04-70181
Reporter Type: Rural General Public Transit
Asset Type: Tier II
Sponsor NTDID: 7R04

Assets
Revenue Vehicles	1
Service Vehicles	-
Facilities	-

Financial Information

Sources of Operating Funds Expended
Fare Revenues	$3,854	4.9%
Local Funds	$0	0.0%
State Funds	$0	0.0%
Federal Assistance	$74,779	95.1%
Other Funds	$0	0.0%
Total Operating Funds Expended	**$78,633**	100.0%

Sources of Capital Funds Expended
Fare Revenues	$0
Local Funds	$0
State Funds	$0
Federal Assistance	$0
Other Funds	$0
Total Capital Funds Expended	**$0**

Operating Funding Sources
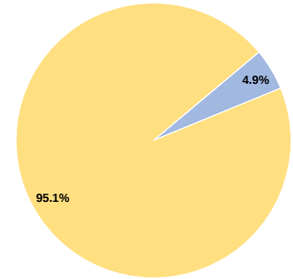

Performance Measure Targets - 2022
Performance Measure - Asset Type - Target % not in State of Good Repair
Equipment - Trucks and other Rubber Tire Vehicles - 100%
Facility - Administrative / Maintenance Facilities - 0%
Rolling Stock - AO - Automobile - 0%
Rolling Stock - BU - Bus - 30%
Rolling Stock - CU - Cutaway - 30%
Rolling Stock - MV - Minivan - 30%
Rolling Stock - SV - Sports Utility Vehicle - 100%
Rolling Stock - VN - Van - 30%

Modal Characteristics

Operation Characteristics

Mode	Vehicles Operated at Maximum Service: Directly Operated	Vehicles Operated at Maximum Service: Purchased Transportation	Operating Expenses	Fare Revenues	Uses of Capital Funds	Annual Unlinked Trips	Annual Vehicle Revenue Miles	Annual Vehicle Revenue Hours
Demand Response	1	-	$78,633	$3,854	$0	3,866	3,878	545
Total	**1**	**-**	**$78,633**	**$3,854**	**$0**	**3,866**	**3,878**	**545**

Performance Measures

Service Efficiency
Mode	Operating Expenses per Vehicle Revenue Mile	Operating Expenses per Vehicle Revenue Hour
Demand Response	$20.28	$144.28
Total	**$20.28**	**$144.28**

Service Effectiveness
Mode	Operating Expenses per Unlinked Passenger Trip	Unlinked Trips per Vehicle Revenue Mile	Unlinked Trips per Vehicle Revenue Hour
Demand Response	$20.34	1.0	7.1
Total	**$20.34**	**1.0**	**7.1**

Operating Expense per Vehicle Revenue Mile: Agency Total

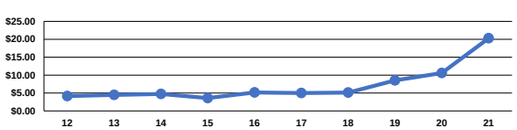
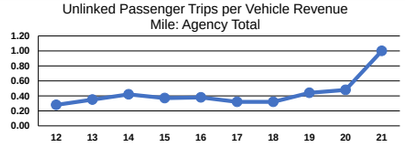
Unlinked Passenger Trips per Vehicle Revenue Mile: Agency Total