

**General Information**

**Federally Recognized Tribal Statistical Areas**

Turtle Mountain Reservation and Off-Reservation Trust Land, ND--MT--SD

**Service Consumption**

1,158 Annual Unlinked Trips (UPT)

**Service Supplied**

37,408 Annual Vehicle Revenue Miles (VRM)  
3,123 Annual Vehicle Revenue Hours (VRH)

**Database Information**

NTDID: 88146  
Reporter Type: Tribal Reporter

Asset Type: Tier II  
Sponsor NTDID: 8R03

**Financial Information**

**Sources of Operating Funds Expended**

Fare Revenues	\$607	0.3%
Local Funds	\$0	0.0%
State Funds	\$0	0.0%
Federal Assistance	\$181,066	99.7%
Other Funds	\$0	0.0%
<b>Total Operating Funds Expended</b>	<b>\$181,673</b>	<b>100.0%</b>

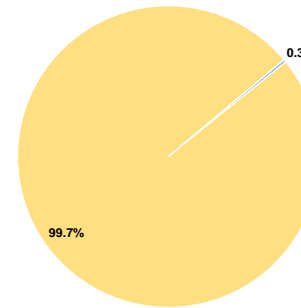
**Sources of Capital Funds Expended**

Fare Revenues	\$0
Local Funds	\$0
State Funds	\$0
Federal Assistance	\$0
Other Funds	\$0
<b>Total Capital Funds Expended</b>	<b>\$0</b>

**Assets**

Revenue Vehicles	4
Service Vehicles	0
Facilities	0

**Operating Funding Sources**



**Performance Measure Targets - 2022**

- Performance Measure - Asset Type - Target % not in State of Good Repair
- Equipment - Trucks and other Rubber Tire Vehicles - 0%
- Facility - Administrative / Maintenance Facilities - 0%
- Facility - Passenger / Parking Facilities - 0%
- Rolling Stock - AO - Automobile - 0%
- Rolling Stock - BU - Bus - 24%
- Rolling Stock - CU - Cutaway - 28%
- Rolling Stock - MV - Minivan - 31%
- Rolling Stock - SV - Sports Utility Vehicle - 33%
- Rolling Stock - VN - Van - 23%

**Modal Characteristics**

**Operation Characteristics**

**Vehicles Operated at Maximum Service**

Mode	Directly Operated	Purchased Transportation	Operating Expenses	Fare Revenues	Uses of Capital Funds	Annual Unlinked Trips	Annual Vehicle Revenue Miles	Annual Vehicle Revenue Hours	Average Fleet Age in Years <sup>a</sup>
Bus	4	-	\$181,673	\$607	\$0	1,158	37,408	3,123	13.5
<b>Total</b>	<b>4</b>	<b>-</b>	<b>\$181,673</b>	<b>\$607</b>	<b>\$0</b>	<b>1,158</b>	<b>37,408</b>	<b>3,123</b>	

**Performance Measures**

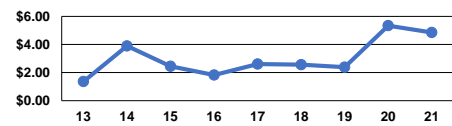
**Service Efficiency**

Mode	Operating Expenses per Vehicle Revenue Mile	Operating Expenses per Vehicle Revenue Hour
Bus	\$4.86	\$58.17
<b>Total</b>	<b>\$4.86</b>	<b>\$58.17</b>

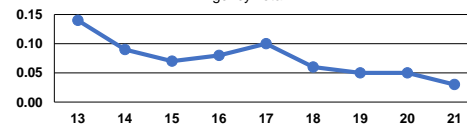
**Service Effectiveness**

Mode	Operating Expenses per Unlinked Passenger Trip	Unlinked Trips per Vehicle Revenue Mile	Unlinked Trips per Vehicle Revenue Hour
Bus	\$156.89	0.0	0.4
<b>Total</b>	<b>\$156.89</b>	<b>0.0</b>	<b>0.4</b>

Operating Expense per Vehicle Revenue Mile: Agency Total



Unlinked Passenger Trips per Vehicle Revenue Mile: Agency Total



**Notes:**

<sup>a</sup>Demand Response - Taxi (DR/TX) and non-dedicated fleets do not report fleet age data.