

General Information

Federally Recognized Tribal Statistical Areas

Cheyenne River Reservation and Off-Reservation Trust Land, SD

Service Consumption

15,104 Annual Unlinked Trips (UPT)

Service Supplied

217,220 Annual Vehicle Revenue Miles (VRM)
 10,389 Annual Vehicle Revenue Hours (VRH)

Database Information

NTDID: 88158
 Reporter Type: Tribal Reporter

Asset Type: Tier II
 Sponsor NTDID:

Financial Information

Sources of Operating Funds Expended

Fare Revenues	\$13,564	1.4%
Local Funds	\$71,036	7.1%
State Funds	\$80,661	8.1%
Federal Assistance	\$833,860	83.5%
Other Funds	\$0	0.0%
Total Operating Funds Expended	\$999,121	100.0%

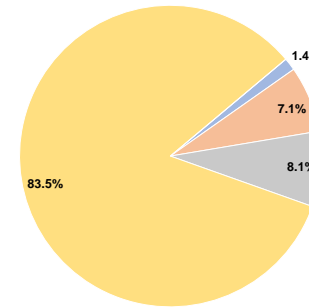
Sources of Capital Funds Expended

Fare Revenues	\$0
Local Funds	\$0
State Funds	\$0
Federal Assistance	\$0
Other Funds	\$0
Total Capital Funds Expended	\$0

Assets

Revenue Vehicles	11
Service Vehicles	0
Facilities	1

Operating Funding Sources



Performance Measure Targets - 2022

Performance Measure - Asset Type - Target % not in State of Good Repair
 Facility - Administrative / Maintenance Facilities - 0%
 Rolling Stock - CU - Cutaway - 0%
 Rolling Stock - MV - Minivan - 0%
 Rolling Stock - VN - Van - 0%

Modal Characteristics

Operation Characteristics

Vehicles Operated at Maximum Service

Mode	Directly Operated	Purchased Transportation	Operating Expenses	Fare Revenues	Uses of Capital Funds	Annual Unlinked Trips	Annual Vehicle Revenue Miles	Annual Vehicle Revenue Hours	Average Fleet Age in Years ^a
Demand Response	-	9 ¹	\$999,121 ¹	\$13,564	\$0 ¹	15,104	217,220	10,389	3.4
Total	-	9	\$999,121	\$13,564	\$0	15,104	217,220	10,389	

Performance Measures

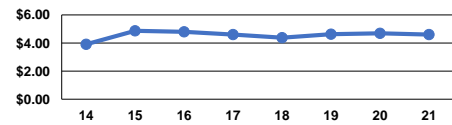
Service Efficiency

Mode	Operating Expenses per Vehicle Revenue Mile	Operating Expenses per Vehicle Revenue Hour
Demand Response	\$4.60	\$96.17
Total	\$4.60	\$96.17

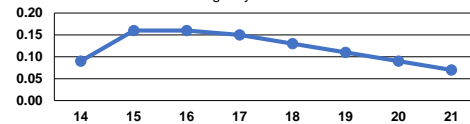
Service Effectiveness

Mode	Operating Expenses per Unlinked Passenger Trip	Unlinked Trips per Vehicle Revenue Mile	Unlinked Trips per Vehicle Revenue Hour
Demand Response	\$66.15	0.1	1.5
Total	\$66.15	0.1	1.5

Operating Expense per Vehicle Revenue Mile: Agency Total



Unlinked Passenger Trips per Vehicle Revenue Mile: Agency Total



Notes:

^aDemand Response - Taxi (DR/TX) and non-dedicated fleets do not report fleet age data.

¹Includes data for a contract with another reporter.

*This agency has a purchased transportation relationship in which they buy service from CCTS d/b/a River Cities Transit (NTDID: 80171), and in which the data are captured in this report for mode DR/PT.

