

General Information

Federally Recognized Tribal Statistical Areas

Lake Traverse Reservation and Off-Reservation Trust Land, SD--ND

Service Consumption

7,790 Annual Unlinked Trips (UPT)

Service Supplied

51,496 Annual Vehicle Revenue Miles (VRM)
 2,976 Annual Vehicle Revenue Hours (VRH)

Database Information

NTDID: 88201
 Reporter Type: Tribal Reporter

Asset Type: Tier II
 Sponsor NTDID:

Financial Information

Sources of Operating Funds Expended

Fare Revenues	\$13,645	8.3%
Local Funds	\$0	0.0%
State Funds	\$0	0.0%
Federal Assistance	\$151,120	91.7%
Other Funds	\$0	0.0%
Total Operating Funds Expended	\$164,765	100.0%

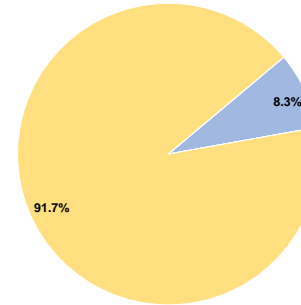
Sources of Capital Funds Expended

Fare Revenues	\$0
Local Funds	\$0
State Funds	\$0
Federal Assistance	\$0
Other Funds	\$0
Total Capital Funds Expended	\$0

Assets

Revenue Vehicles	2
Service Vehicles	0
Facilities	0

Operating Funding Sources



Performance Measure Targets - 2022

Performance Measure - Asset Type - Target % not in State of Good Repair
 Rolling Stock - VN - Van - 0%

Modal Characteristics

Operation Characteristics

Vehicles Operated at Maximum Service

Mode	Directly Operated	Purchased Transportation	Operating Expenses	Fare Revenues	Uses of Capital Funds	Annual Unlinked Trips	Annual Vehicle Revenue Miles	Annual Vehicle Revenue Hours	Average Fleet Age in Years ^a
Demand Response	-	2 ¹	\$164,765 ¹	\$13,645	\$0 ¹	7,790	51,496	2,976	4.0
Total	-	2	\$164,765	\$13,645	\$0	7,790	51,496	2,976	

Performance Measures

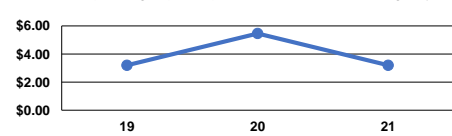
Service Efficiency

Mode	Operating Expenses per Vehicle Revenue Mile	Operating Expenses per Vehicle Revenue Hour
Demand Response	\$3.20	\$55.36
Total	\$3.20	\$55.36

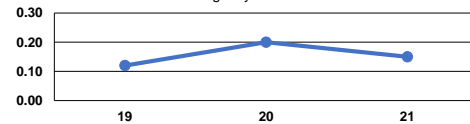
Service Effectiveness

Mode	Operating Expenses per Unlinked Passenger Trip	Unlinked Trips per Vehicle Revenue Mile	Unlinked Trips per Vehicle Revenue Hour
Demand Response	\$21.15	0.2	2.6
Total	\$21.15	0.2	2.6

Operating Expense per Vehicle Revenue Mile: Agency Total



Unlinked Passenger Trips per Vehicle Revenue Mile: Agency Total



Notes:

^aDemand Response - Taxi (DR/TX) and non-dedicated fleets do not report fleet age data.

¹Includes data for a contract with another reporter.

*This agency has a purchased transportation relationship in which they buy service from Community Transit of Watertown/Sisseton, Inc. (NTDID: 88297), and in which the data are captured in this report for mode DR/PT.

