

**General Information**

**Service Consumption**

2,222 Annual Unlinked Trips (UPT)

**Service Supplied**

42,093 Annual Vehicle Revenue Miles (VRM)  
1,917 Annual Vehicle Revenue Hours (VRH)

**Summary of Operating Expenses (OE)**

\$107,166 Total Operating Expenses

**Database Information**

NTDID: 8R02-80139  
Reporter Type: Rural General Public Transit  
Asset Type: Tier II  
Sponsor NTDID: 8R02

**Assets**

Revenue Vehicles 4  
Service Vehicles -  
Facilities -

**Financial Information**

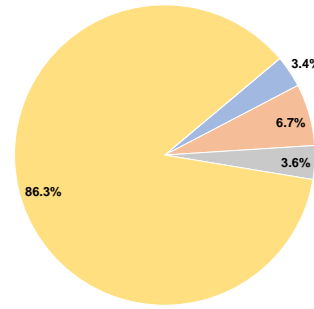
**Sources of Operating Funds Expended**

Fare Revenues	\$3,691	3.4%
Local Funds	\$7,129	6.7%
State Funds	\$3,885	3.6%
Federal Assistance	\$92,461	86.3%
Other Funds	\$0	0.0%
<b>Total Operating Funds Expended</b>	<b>\$107,166</b>	<b>100.0%</b>

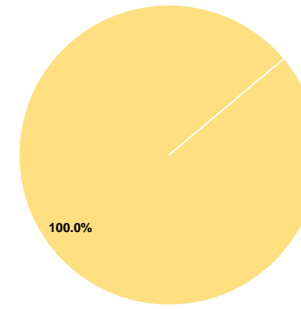
**Sources of Capital Funds Expended**

Fare Revenues	\$0	0.0%
Local Funds	\$0	0.0%
State Funds	\$0	0.0%
Federal Assistance	\$39,900	100.0%
Other Funds	\$0	0.0%
<b>Total Capital Funds Expended</b>	<b>\$39,900</b>	<b>100.0%</b>

**Operating Funding Sources**



**Capital Funding Sources**



**Performance Measure Targets - 2022**

- Performance Measure - Asset Type - Target % not in State of Good Repair
- Facility - Administrative / Maintenance Facilities - 0%
- Facility - Passenger / Parking Facilities - 0%
- Rolling Stock - AO - Automobile - 100%
- Rolling Stock - BU - Bus - 2%
- Rolling Stock - CU - Cutaway - 36%
- Rolling Stock - MV - Minivan - 15%
- Rolling Stock - SB - School Bus - 100%
- Rolling Stock - SV - Sports Utility Vehicle - 0%
- Rolling Stock - VN - Van - 40%

**Modal Characteristics**

**Operation Characteristics**

**Vehicles Operated at Maximum Service**

Mode	Directly Operated	Purchased Transportation	Operating Expenses	Fare Revenues	Uses of Capital Funds	Annual Unlinked Trips	Annual Vehicle Revenue Miles	Annual Vehicle Revenue Hours
Demand Response	4	-	\$107,166	\$3,691	\$39,900	2,222	42,093	1,917
<b>Total</b>	<b>4</b>	<b>-</b>	<b>\$107,166</b>	<b>\$3,691</b>	<b>\$39,900</b>	<b>2,222</b>	<b>42,093</b>	<b>1,917</b>

**Performance Measures**

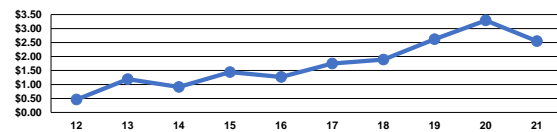
**Service Efficiency**

Mode	Operating Expenses per Vehicle Revenue Mile	Operating Expenses per Vehicle Revenue Hour
Demand Response	\$2.55	\$55.90
<b>Total</b>	<b>\$2.55</b>	<b>\$55.90</b>

**Service Effectiveness**

Mode	Operating Expenses per Unlinked Passenger Trip	Unlinked Trips per Vehicle Revenue Mile	Unlinked Trips per Vehicle Revenue Hour
Demand Response	\$48.23	0.1	1.2
<b>Total</b>	<b>\$48.23</b>	<b>0.1</b>	<b>1.2</b>

Operating Expense per Vehicle Revenue Mile: Agency Total



Unlinked Passenger Trips per Vehicle Revenue Mile: Agency Total

