

**General Information**

**Service Consumption**

12,217 Annual Unlinked Trips (UPT)

**Service Supplied**

41,735 Annual Vehicle Revenue Miles (VRM)  
 1,205 Annual Vehicle Revenue Hours (VRH)

**Summary of Operating Expenses (OE)**

\$139,499 Total Operating Expenses

**Database Information**

NTDID: 8R02-80144  
 Reporter Type: Rural General Public Transit  
 Asset Type: Tier II  
 Sponsor NTDID: 8R02

**Assets**

Revenue Vehicles 10  
 Service Vehicles -  
 Facilities 1

**Financial Information**

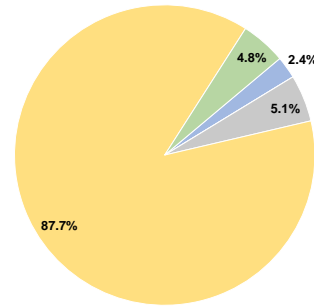
**Sources of Operating Funds Expended**

Fare Revenues	\$3,341	2.4%
Local Funds	\$0	0.0%
State Funds	\$7,055	5.1%
Federal Assistance	\$122,348	87.7%
Other Funds	\$6,755	4.8%
<b>Total Operating Funds Expended</b>	<b>\$139,499</b>	<b>100.0%</b>

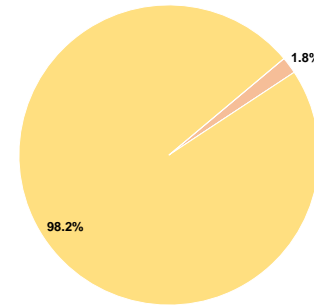
**Sources of Capital Funds Expended**

Fare Revenues	\$0	0.0%
Local Funds	\$4,537	1.8%
State Funds	\$0	0.0%
Federal Assistance	\$244,502	98.2%
Other Funds	\$0	0.0%
<b>Total Capital Funds Expended</b>	<b>\$249,039</b>	<b>100.0%</b>

**Operating Funding Sources**



**Capital Funding Sources**



**Performance Measure Targets - 2022**

- Performance Measure - Asset Type - Target % not in State of Good Repair
- Facility - Administrative / Maintenance Facilities - 0%
- Facility - Passenger / Parking Facilities - 0%
- Rolling Stock - AO - Automobile - 100%
- Rolling Stock - BU - Bus - 2%
- Rolling Stock - CU - Cutaway - 36%
- Rolling Stock - MV - Minivan - 15%
- Rolling Stock - SB - School Bus - 100%
- Rolling Stock - SV - Sports Utility Vehicle - 0%
- Rolling Stock - VN - Van - 40%

**Modal Characteristics**

**Operation Characteristics**

**Vehicles Operated at Maximum Service**

Mode	Directly Operated	Purchased Transportation	Operating Expenses	Fare Revenues	Uses of Capital Funds	Annual Unlinked Trips	Annual Vehicle Revenue Miles	Annual Vehicle Revenue Hours
Demand Response	10	-	\$139,499	\$3,341	\$249,039	12,217	41,735	1,205
<b>Total</b>	<b>10</b>	<b>-</b>	<b>\$139,499</b>	<b>\$3,341</b>	<b>\$249,039</b>	<b>12,217</b>	<b>41,735</b>	<b>1,205</b>

**Performance Measures**

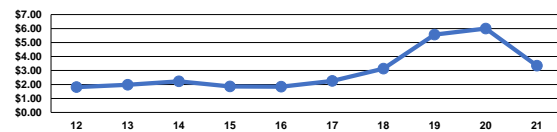
**Service Efficiency**

Mode	Operating Expenses per Vehicle Revenue Mile	Operating Expenses per Vehicle Revenue Hour
Demand Response	\$3.34	\$115.77
<b>Total</b>	<b>\$3.34</b>	<b>\$115.77</b>

**Service Effectiveness**

Mode	Operating Expenses per Unlinked Passenger Trip	Unlinked Trips per Vehicle Revenue Mile	Unlinked Trips per Vehicle Revenue Hour
Demand Response	\$11.42	0.3	10.1
<b>Total</b>	<b>\$11.42</b>	<b>0.3</b>	<b>10.1</b>

Operating Expense per Vehicle Revenue Mile: Agency Total



Unlinked Passenger Trips per Vehicle Revenue Mile: Agency Total

