

**General Information**

**Service Consumption**

7,065 Annual Unlinked Trips (UPT)

**Service Supplied**

71,723 Annual Vehicle Revenue Miles (VRM)  
 2,084 Annual Vehicle Revenue Hours (VRH)

**Summary of Operating Expenses (OE)**

\$148,784 Total Operating Expenses

**Database Information**

NTDID: 8R02-80169  
 Reporter Type: Rural General Public Transit  
 Asset Type: Tier II  
 Sponsor NTDID: 8R02

**Assets**

Revenue Vehicles 7  
 Service Vehicles -  
 Facilities 1

**Financial Information**

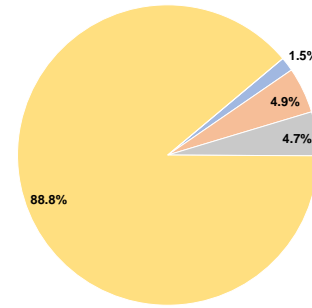
**Sources of Operating Funds Expended**

Fare Revenues	\$2,269	1.5%
Local Funds	\$7,348	4.9%
State Funds	\$7,036	4.7%
Federal Assistance	\$132,131	88.8%
Other Funds	\$0	0.0%
<b>Total Operating Funds Expended</b>	<b>\$148,784</b>	<b>100.0%</b>

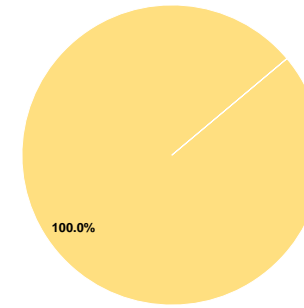
**Sources of Capital Funds Expended**

Fare Revenues	\$0	0.0%
Local Funds	\$0	0.0%
State Funds	\$0	0.0%
Federal Assistance	\$40,120	100.0%
Other Funds	\$0	0.0%
<b>Total Capital Funds Expended</b>	<b>\$40,120</b>	<b>100.0%</b>

**Operating Funding Sources**



**Capital Funding Sources**



**Performance Measure Targets - 2022**

Performance Measure - Asset Type - Target % not in State of Good Repair  
 Facility - Administrative / Maintenance Facilities - 0%  
 Facility - Passenger / Parking Facilities - 0%  
 Rolling Stock - AO - Automobile - 100%  
 Rolling Stock - BU - Bus - 2%  
 Rolling Stock - CU - Cutaway - 36%  
 Rolling Stock - MV - Minivan - 15%  
 Rolling Stock - SB - School Bus - 100%  
 Rolling Stock - SV - Sports Utility Vehicle - 0%  
 Rolling Stock - VN - Van - 40%

**Modal Characteristics**

**Operation Characteristics**

**Vehicles Operated at Maximum Service**

Mode	Directly Operated	Purchased Transportation	Operating Expenses	Fare Revenues	Uses of Capital Funds	Annual Unlinked Trips	Annual Vehicle Revenue Miles	Annual Vehicle Revenue Hours
Bus	5	-	\$148,784	\$2,269	\$40,120	7,065	71,723	2,084
<b>Total</b>	<b>5</b>	<b>-</b>	<b>\$148,784</b>	<b>\$2,269</b>	<b>\$40,120</b>	<b>7,065</b>	<b>71,723</b>	<b>2,084</b>

**Performance Measures**

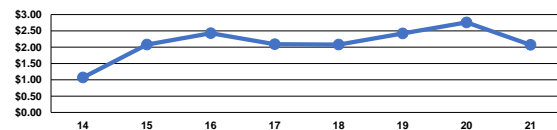
**Service Efficiency**

Mode	Operating Expenses per Vehicle Revenue Mile	Operating Expenses per Vehicle Revenue Hour
Bus	\$2.07	\$71.39
<b>Total</b>	<b>\$2.07</b>	<b>\$71.39</b>

**Service Effectiveness**

Mode	Operating Expenses per Unlinked Passenger Trip	Unlinked Trips per Vehicle Revenue Mile	Unlinked Trips per Vehicle Revenue Hour
Bus	\$21.06	0.1	3.4
<b>Total</b>	<b>\$21.06</b>	<b>0.1</b>	<b>3.4</b>

Operating Expense per Vehicle Revenue Mile: Agency Total



Unlinked Passenger Trips per Vehicle Revenue Mile: Agency Total

