http://www.mrtma.org
2820 S Higgins Ave
Missoula, Mt 59801-6927

Missoula Ravalli Transportation Management Association
2021 Annual Agency Profile

General Information

Service Consumption

11,518 **Annual Unlinked Trips (UPT)**

Service Supplied

156,102 **Annual Vehicle Revenue Miles (VRM)**
6,384 **Annual Vehicle Revenue Hours (VRH)**

Summary of Operating Expenses (OE)

$327,567 **Total Operating Expenses**

Database Information

NTDID: 8R02-80200
Reporter Type: Rural General Public Transit
Asset Type: Tier II
Sponsor NTDID: 8R02

Assets

Revenue Vehicles	35
Service Vehicles	-
Facilities	1

Financial Information

Sources of Operating Funds Expended

Fare Revenues	$5,889	1.8%
Local Funds	$25,407	7.8%
State Funds	$0	0.0%
Federal Assistance	$296,271	90.4%
Other Funds	$0	0.0%
Total Operating Funds Expended	**$327,567**	100.0%

Sources of Capital Funds Expended

Fare Revenues	$0	0.0%
Local Funds	$14,261	13.4%
State Funds	$0	0.0%
Federal Assistance	$92,003	86.6%
Other Funds	$0	0.0%
Total Capital Funds Expended	**$106,264**	100.0%

Operating Funding Sources

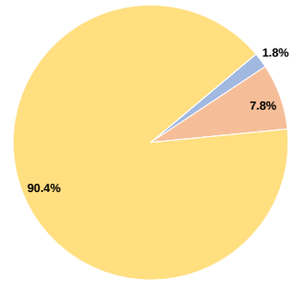

Capital Funding Sources

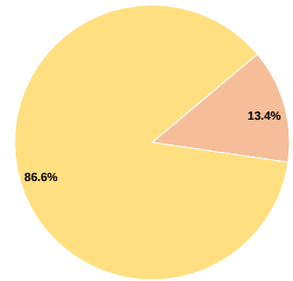

Performance Measure Targets - 2022

Performance Measure - Asset Type - Target % not in State of Good Repair
Facility - Administrative / Maintenance Facilities - 0%
Facility - Passenger / Parking Facilities - 0%
Rolling Stock - AO - Automobile - 100%
Rolling Stock - BU - Bus - 2%
Rolling Stock - CU - Cutaway - 36%
Rolling Stock - MV - Minivan - 15%
Rolling Stock - SB - School Bus - 100%
Rolling Stock - SV - Sports Utility Vehicle - 0%
Rolling Stock - VN - Van - 40%

Modal Characteristics

Operation Characteristics

Mode	Vehicles Operated at Maximum Service: Directly Operated	Vehicles Operated at Maximum Service: Purchased Transportation	Operating Expenses	Fare Revenues	Uses of Capital Funds	Annual Unlinked Trips	Annual Vehicle Revenue Miles	Annual Vehicle Revenue Hours
Vanpool	15	-	$327,567	$5,889	$106,264	11,518	156,102	6,384
Total	**15**	**-**	**$327,567**	**$5,889**	**$106,264**	**11,518**	**156,102**	**6,384**

Performance Measures

Service Efficiency

Mode	Operating Expenses per Vehicle Revenue Mile	Operating Expenses per Vehicle Revenue Hour
Vanpool	$2.10	$51.31
Total	**$2.10**	**$51.31**

Service Effectiveness

Mode	Operating Expenses per Unlinked Passenger Trip	Unlinked Trips per Vehicle Revenue Mile	Unlinked Trips per Vehicle Revenue Hour
Vanpool	$28.44	0.1	1.8
Total	**$28.44**	**0.1**	**1.8**

Operating Expense per Vehicle Revenue Mile: Agency Total

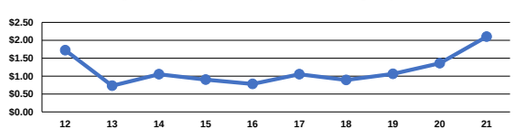
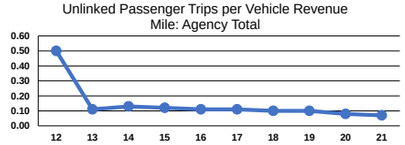
Unlinked Passenger Trips per Vehicle Revenue Mile: Agency Total