

**General Information**

**Service Consumption**

4,158 Annual Unlinked Trips (UPT)

**Service Supplied**

28,145 Annual Vehicle Revenue Miles (VRM)  
 2,995 Annual Vehicle Revenue Hours (VRH)

**Summary of Operating Expenses (OE)**

\$158,418 Total Operating Expenses

**Database Information**

NTDID: 8R02-88293  
 Reporter Type: Rural General Public Transit  
 Asset Type: Tier II  
 Sponsor NTDID: 8R02

**Assets**

Revenue Vehicles 3  
 Service Vehicles -  
 Facilities -

**Financial Information**

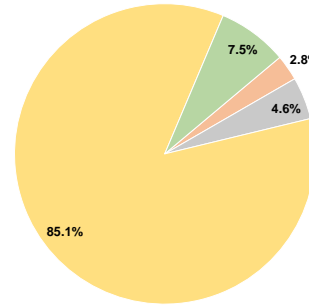
**Sources of Operating Funds Expended**

Fare Revenues	\$0	0.0%
Local Funds	\$4,398	2.8%
State Funds	\$7,211	4.6%
Federal Assistance	\$134,889	85.1%
Other Funds	\$11,920	7.5%
<b>Total Operating Funds Expended</b>	<b>\$158,418</b>	<b>100.0%</b>

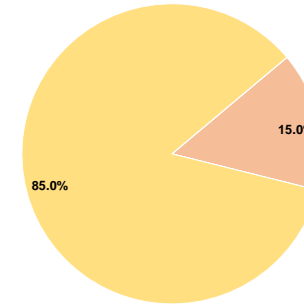
**Sources of Capital Funds Expended**

Fare Revenues	\$0	0.0%
Local Funds	\$10,218	15.0%
State Funds	\$0	0.0%
Federal Assistance	\$57,901	85.0%
Other Funds	\$0	0.0%
<b>Total Capital Funds Expended</b>	<b>\$68,119</b>	<b>100.0%</b>

**Operating Funding Sources**



**Capital Funding Sources**



**Performance Measure Targets - 2022**

Performance Measure - Asset Type - Target % not in State of Good Repair  
 Facility - Administrative / Maintenance Facilities - 0%  
 Facility - Passenger / Parking Facilities - 0%  
 Rolling Stock - AO - Automobile - 100%  
 Rolling Stock - BU - Bus - 2%  
 Rolling Stock - CU - Cutaway - 36%  
 Rolling Stock - MV - Minivan - 15%  
 Rolling Stock - SB - School Bus - 100%  
 Rolling Stock - SV - Sports Utility Vehicle - 0%  
 Rolling Stock - VN - Van - 40%

**Modal Characteristics**

**Operation Characteristics**

**Vehicles Operated at Maximum Service**

Mode	Directly Operated	Purchased Transportation	Operating Expenses	Fare Revenues	Uses of Capital Funds	Annual Unlinked Trips	Annual Vehicle Revenue Miles	Annual Vehicle Revenue Hours
Bus	3	-	\$158,418	\$0	\$68,119	4,158	28,145	2,995
<b>Total</b>	<b>3</b>	<b>-</b>	<b>\$158,418</b>	<b>\$0</b>	<b>\$68,119</b>	<b>4,158</b>	<b>28,145</b>	<b>2,995</b>

**Performance Measures**

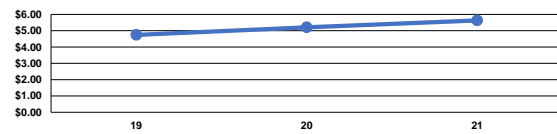
**Service Efficiency**

Mode	Operating Expenses per Vehicle Revenue Mile	Operating Expenses per Vehicle Revenue Hour
Bus	\$5.63	\$52.89
<b>Total</b>	<b>\$5.63</b>	<b>\$52.89</b>

**Service Effectiveness**

Mode	Operating Expenses per Unlinked Passenger Trip	Unlinked Trips per Vehicle Revenue Mile	Unlinked Trips per Vehicle Revenue Hour
Bus	\$38.10	0.1	1.4
<b>Total</b>	<b>\$38.10</b>	<b>0.1</b>	<b>1.4</b>

Operating Expense per Vehicle Revenue Mile: Agency Total



Unlinked Passenger Trips per Vehicle Revenue Mile: Agency Total

